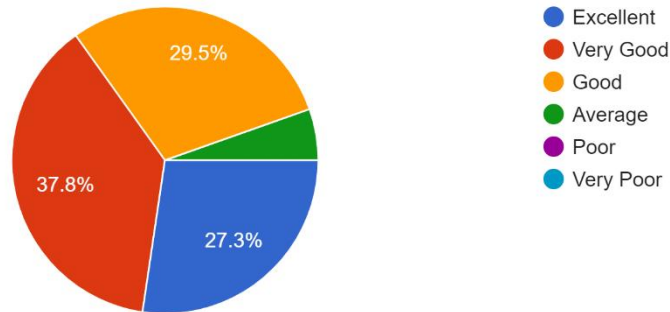


Student Feedback on Curriculum

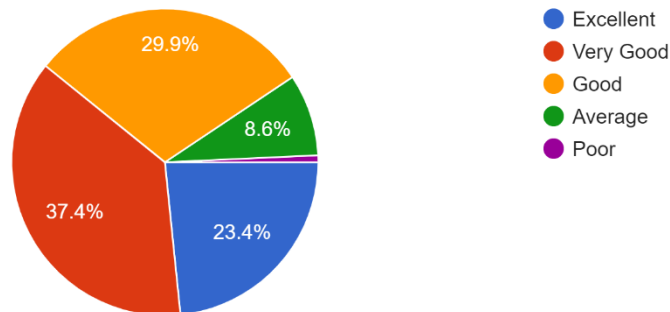
Compatibility of the programme with the preceding courses

278 responses



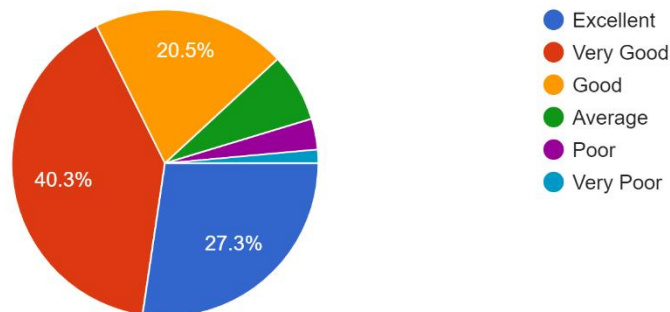
Extent to which the syllabus demands extra reading by the students

278 responses



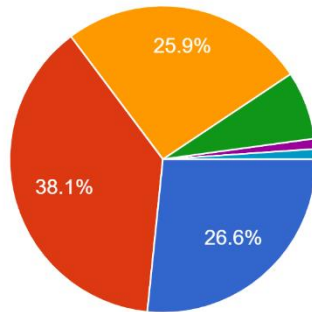
Availability of Text Books

278 responses



Availability of reference books

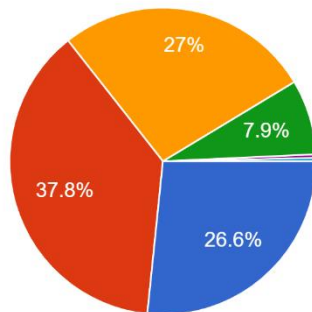
278 responses



- Excellent
- Very good
- Good
- Average
- Poor
- Very Poor

Flexibility of the syllabus in core courses

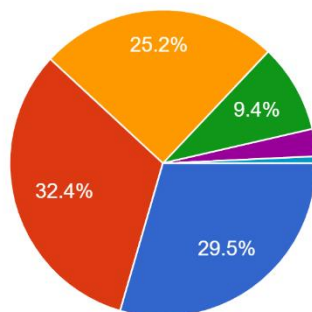
278 responses



- Excellent
- Very Good
- Good
- Average
- Poor
- Very Poor

Availability of e-resources

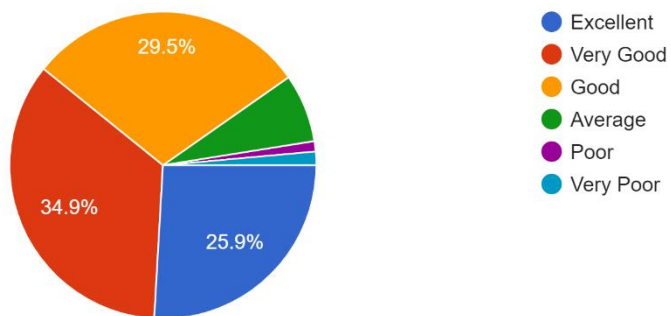
278 responses



- Excellent
- Very Good
- Good
- Average
- Poor
- Very Poor

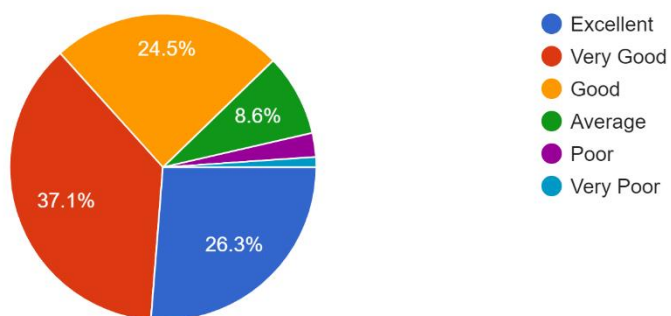
Proportionality of the syllabus to the number of hours available

278 responses



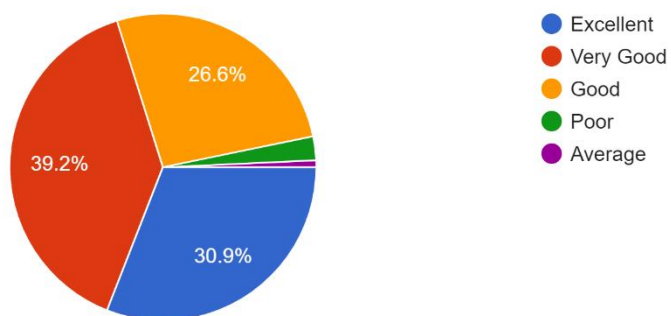
Application level of the subjects

278 responses



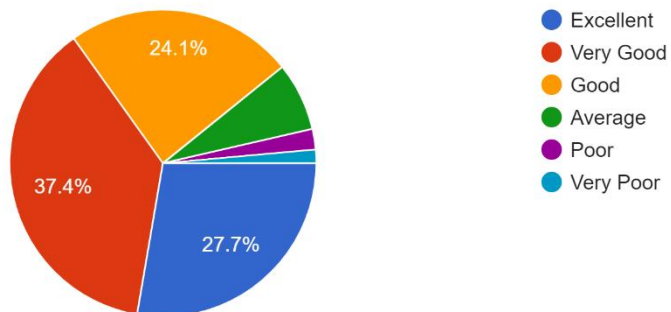
Standard of the text books

278 responses



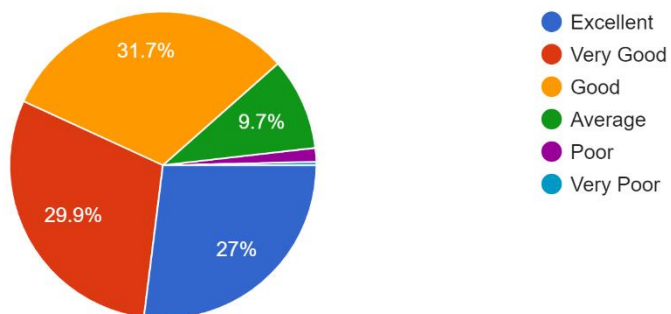
Extent of Support for further studies

278 responses



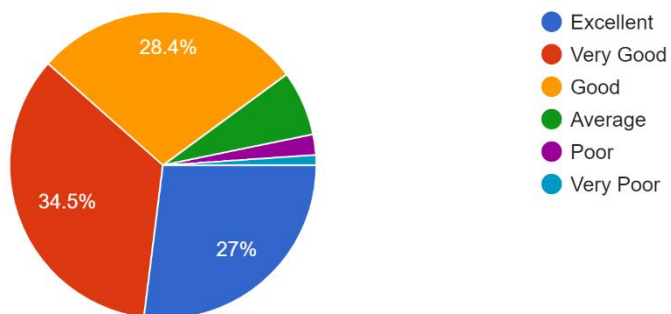
Inclusion of latest course contents

278 responses



Size of the Syllabus in terms of the workload on the students

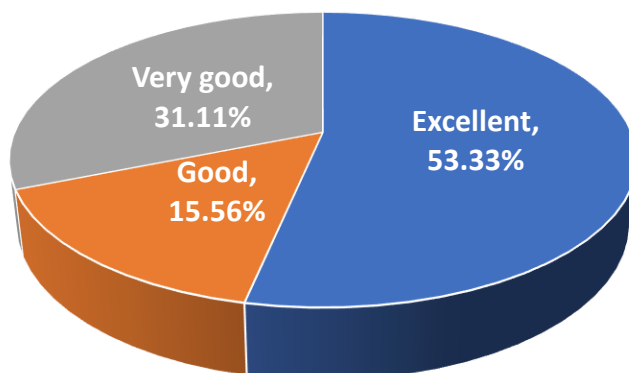
278 responses



Teachers Feedback on Curriculum

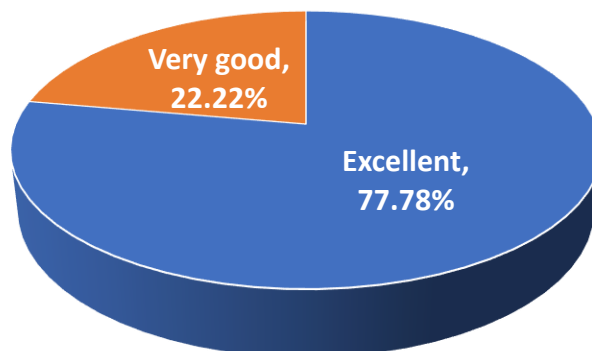
Row Labels	Count of Size of the Syllabus in terms of the workload on the students
Excellent	53.33%
Good	15.56%
Very good	31.11%
Grand Total	100.00%

Size of the Syllabus in terms of the workload on the students



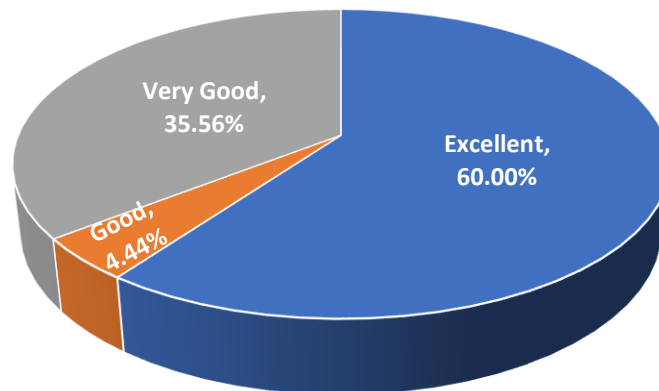
Row Labels	Count of Compatibility of the programme with the preceding courses
Excellent	77.78%
Very good	22.22%
Grand Total	100.00%

Compatibility of the programme with the preceding courses



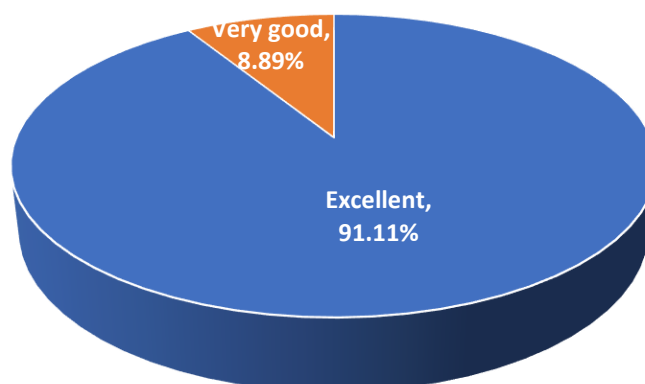
Row Labels	Count of Extent to which the syllabus demands extra reading by the students
Excellent	60.00%
Good	4.44%
Very Good	35.56%
Grand Total	100.00%

Extent to which the syllabus demands extra reading by the students



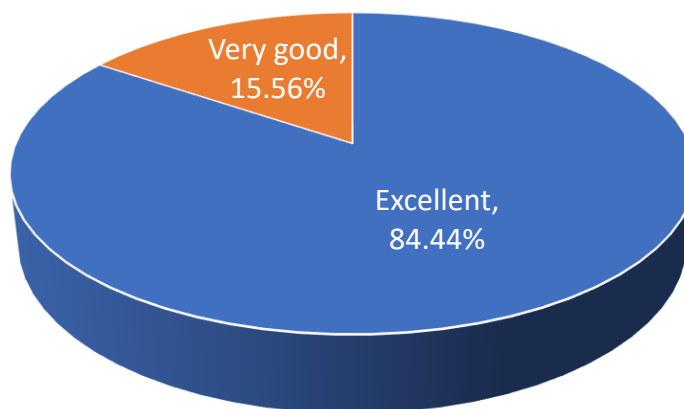
Row Labels	Count of Availability of Textbooks
Excellent	91.11%
Very good	8.89%
Grand Total	100.00%

Availability of Text Books



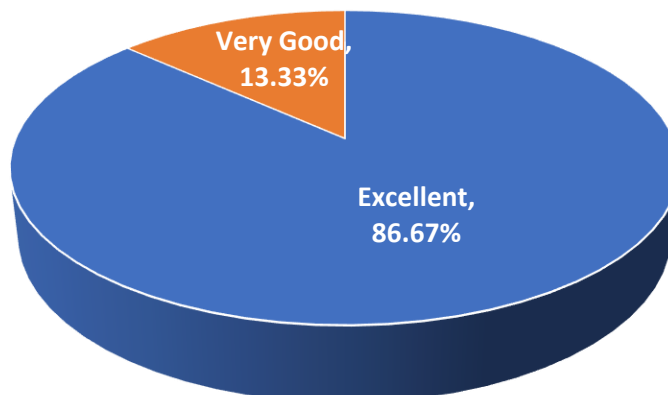
Row Labels	Count of Availability of reference books
Excellent	84.44%
Very good	15.56%
Grand Total	100.00%

Availability of reference books



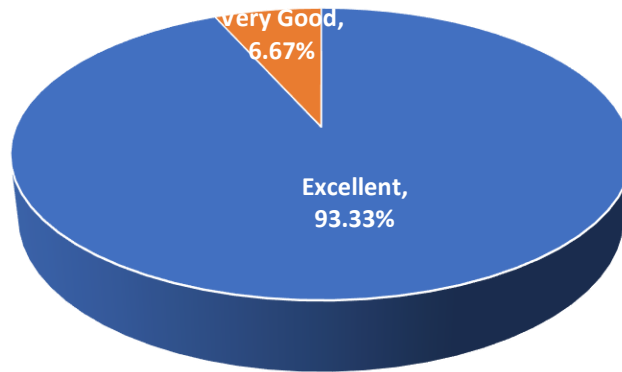
Row Labels	Count of Flexibility of the syllabus in core courses
Excellent	86.67%
Very Good	13.33%
Grand Total	100.00%

Flexibility of the syllabus in core courses



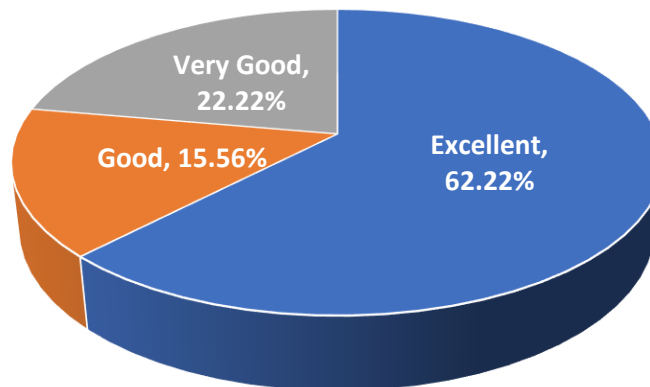
Row Labels	Count of Availability of e-resources
Excellent	93.33%
Very Good	6.67%
Grand Total	100.00%

Availability of e-resources



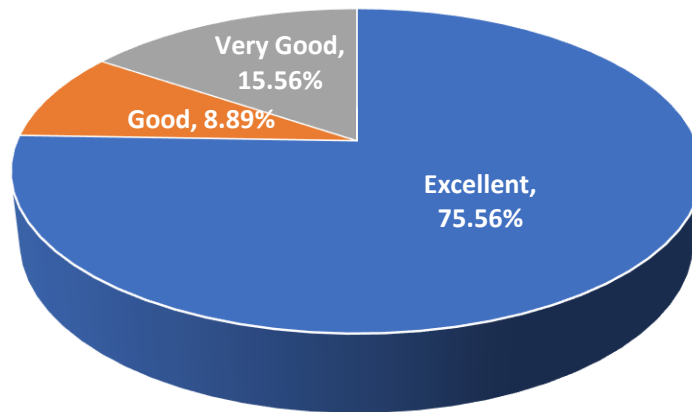
Row Labels	Count of Proportionality of the syllabus to the number of hours available
Excellent	62.22%
Good	15.56%
Very Good	22.22%
Grand Total	100.00%

Proportionality of the syllabus to the number of hours available



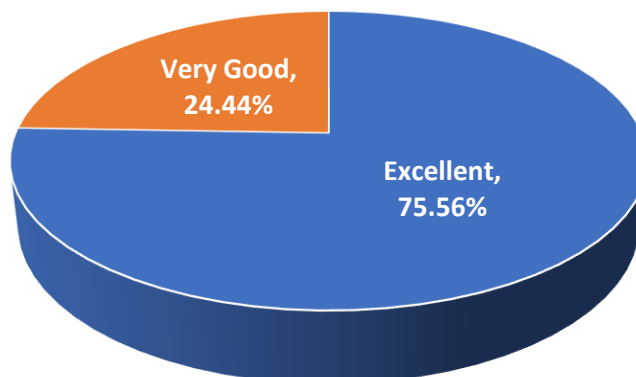
Row Labels	Count of Application level of the subjects
Excellent	75.56%
Good	8.89%
Very Good	15.56%
Grand Total	100.00%

Application level of the subjects



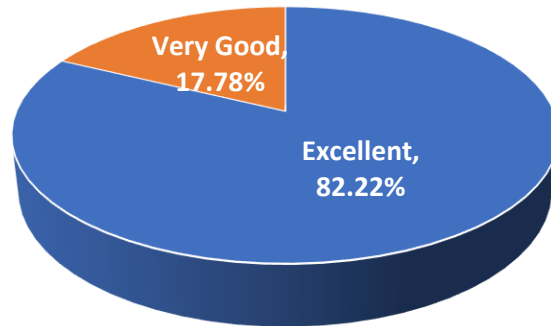
Row Labels	Count of Standard of the text books
Excellent	75.56%
Very Good	24.44%
Grand Total	100.00%

Standard of the text books



Row Labels	Count of Extent of Support for further studies
Excellent	82.22%
Very Good	17.78%
Grand Total	100.00%

Extent of Support for further studies



Employers Feedback on Curriculum

The employers expressed a very positive response to the curriculum followed by the students. The feedback has been collected from the employers with whom the students undertook their internship. Almost all the employers responded “excellent” to most of the questions.

Adaptability of the course to needs

72.22% of the respondents commented that the course’s adaptability to the needs is excellent while the remaining 27.78% opined it very good.

Adaptability of the course to needs



Relevance of the topics to the Industry

72.22% of the respondents commented that the course’s adaptability to the needs is excellent while the remaining 27.78% opined it very good.

Relevance of the topics to the industry



Balance between theory and practice

When 77.78% said the theory and practice are excellently balanced, 22.22 said it is very good

Balance between theory and practice



Scope of the course for training/research

When 75% employers evaluated that the course is excellently suitable for research, 25% considered it very good

Scope of the course for training/research



Outcomes in relation to course contents

According to most of the employers the course outcome is excellent while 27.78% evaluated it as very good.

Outcomes in relation to course contents



Relevance of the topics to real life situations

It is notable that 77.78% employers found the topics very much relevant to real life situations. Others marked “very good” in this field.

Relevance of the topics to real life situations



Ability of the course to generate interest in the students

One third of the employers found the course interesting for the students while others think the appeal of these courses has been very good.

Ability of the course to generate interest in the students



Overall impression on the course

Majority (88.89%) had an excellent impression on the courses while 11.11% consider the courses very good.

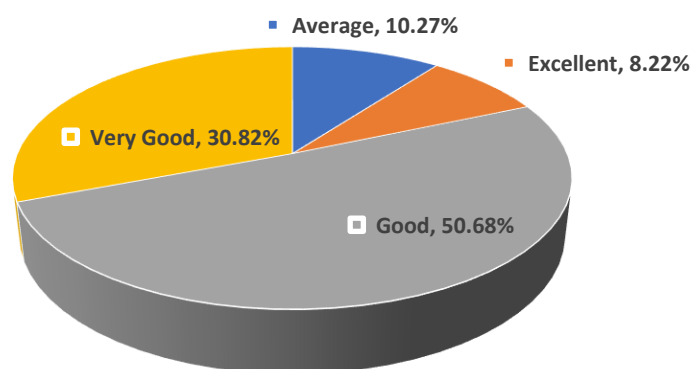
Overall impression on the course



Alumnae Feedback on Curriculum

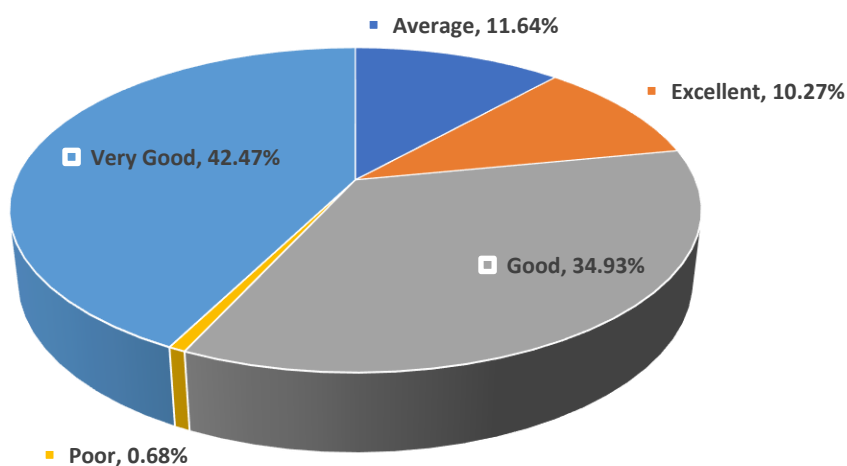
Row Labels	Count of Size of the Syllabus in terms of the workload on the students
Average	10.27%
Excellent	8.22%
Good	50.68%
Very Good	30.82%
Grand Total	100.00%

Size of the Syllabus in terms of the workload on the students



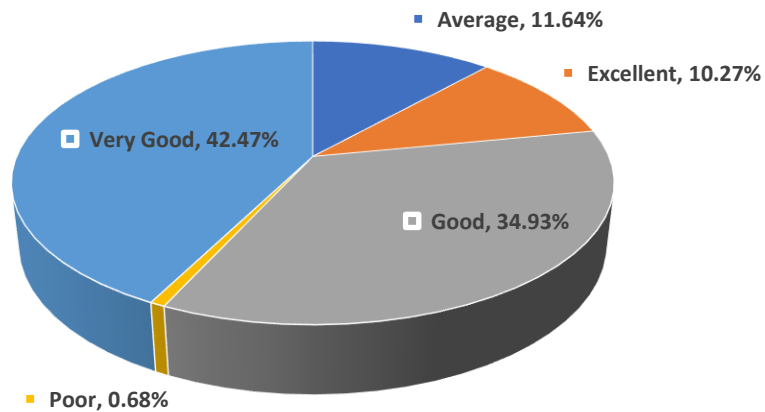
Row Labels	Count of Compatibility of the programme with the preceding courses
Average	11.64%
Excellent	10.27%
Good	34.93%
Poor	0.68%
Very Good	42.47%
Grand Total	100.00%

Compatibility of the programme with the preceding courses



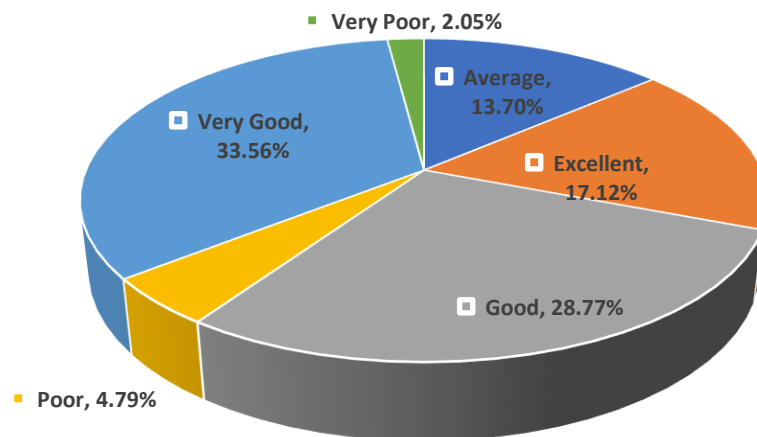
Row Labels	Count of Extent to which the syllabus demands extra reading by the students
Average	11.64%
Excellent	10.27%
Good	34.93%
Poor	0.68%
Very Good	42.47%
Grand Total	100.00%

Extent to which the syllabus demands extra reading by the students



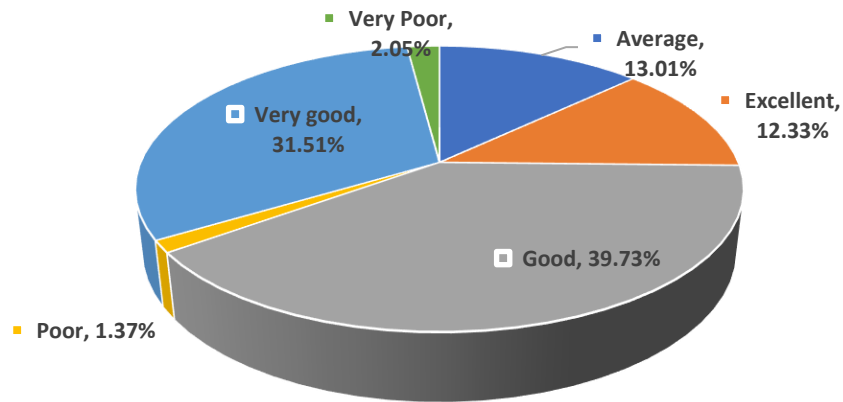
Row Labels	Count of Availability of Text Books
Average	13.70%
Excellent	17.12%
Good	28.77%
Poor	4.79%
Very Good	33.56%
Very Poor	2.05%
Grand Total	100.00%

Availability of Text Books



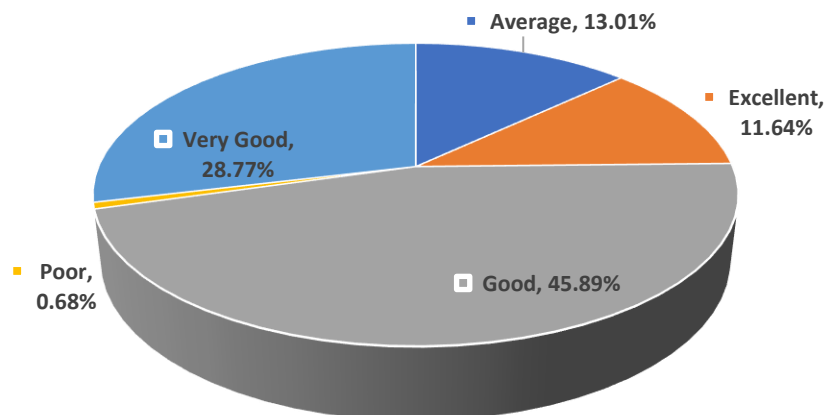
Row Labels	Count of Availability of reference books
Average	13.01%
Excellent	12.33%
Good	39.73%
Very good	31.51%
Very Poor	2.05%
Grand Total	100.00%

Availability of reference books



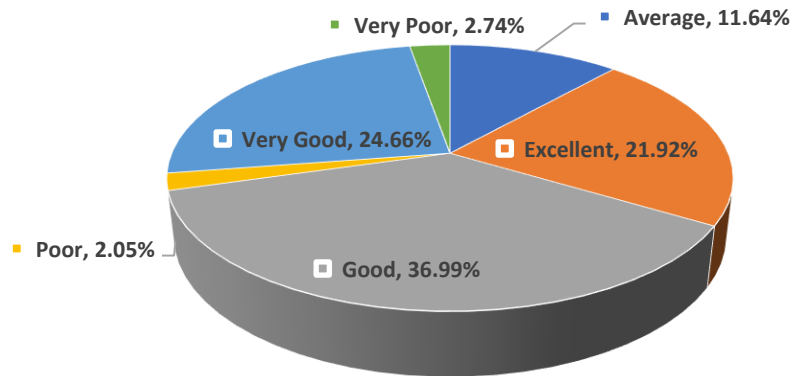
Row Labels	Count of Flexibility of the syllabus in core courses
Average	13.01%
Excellent	11.64%
Good	45.89%
Poor	0.68%
Very Good	28.77%
Grand Total	100.00%

Flexibility of the syllabus in core courses



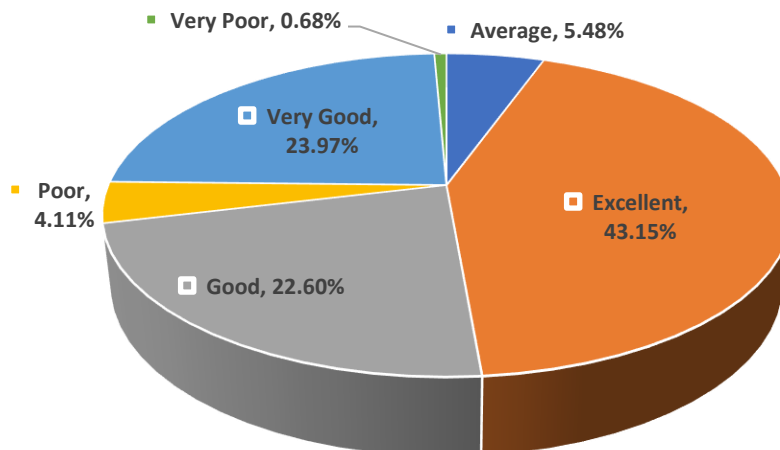
Row Labels	Count of Proportionality of the syllabus to the number of hours available
Average	11.64%
Excellent	21.92%
Good	36.99%
Poor	2.05%
Very Good	24.66%
Very Poor	2.74%
Grand Total	100.00%

Proportionality of the syllabus to the number of hours available



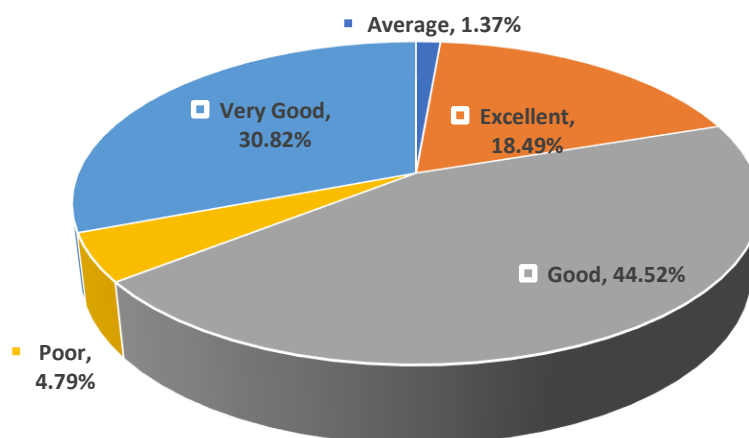
Row Labels	Count of Application level of the subjects
Average	5.48%
Excellent	43.15%
Good	22.60%
Poor	4.11%
Very Good	23.97%
Very Poor	0.68%
Grand Total	100.00%

Application level of the subjects



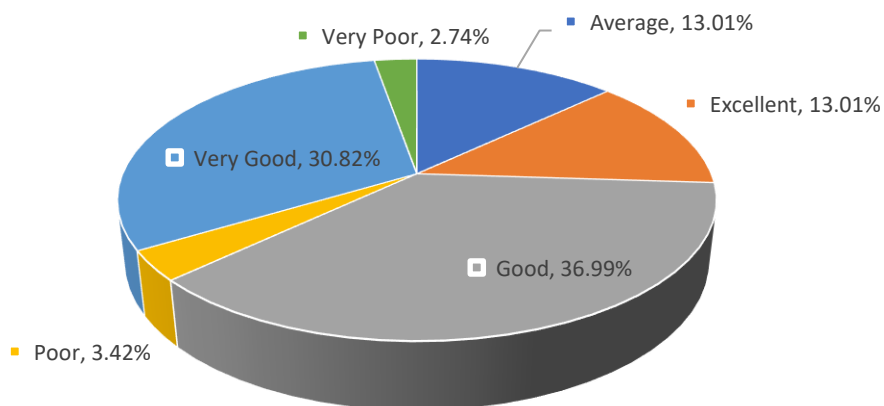
Row Labels	Count of Standard of the text books
Average	1.37%
Excellent	18.49%
Good	44.52%
Poor	4.79%
Very Good	30.82%
Grand Total	100.00%

Standard of the text books



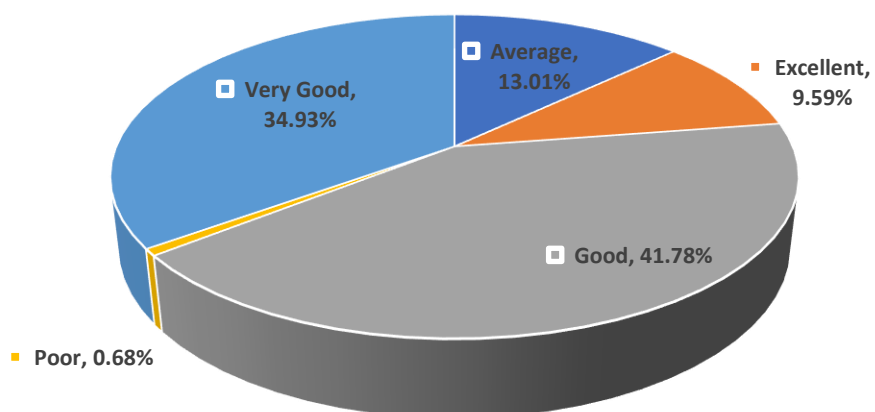
Row Labels	Count of Extent of Support for further studies
Average	13.01%
Excellent	13.01%
Good	36.99%
Poor	3.42%
Very Good	30.82%
Very Poor	2.74%
Grand Total	100.00%

Extent of Support for further studies



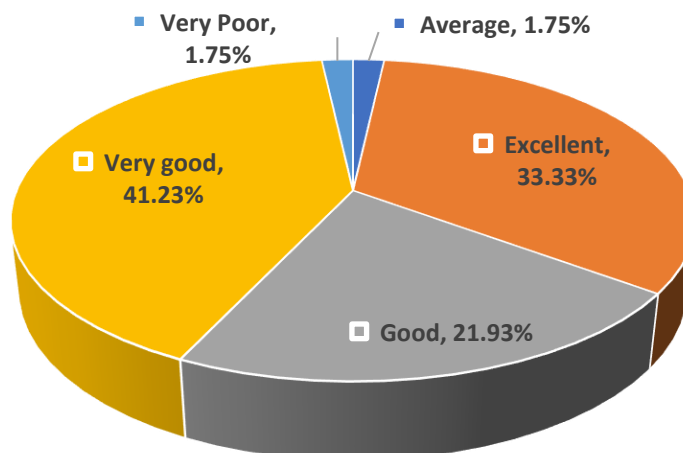
Row Labels	Count of Inclusion of latest course contents
Average	13.01%
Excellent	9.59%
Good	41.78%
Poor	0.68%
Very Good	34.93%
Grand Total	100.00%

Inclusion of latest course contents



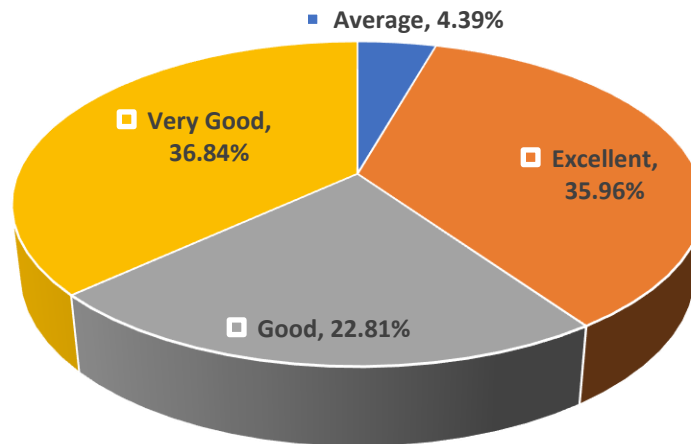
Row Labels	Count of Availability of reference books
Average	1.75%
Excellent	33.33%
Good	21.93%
Very good	41.23%
Very Poor	1.75%
Grand Total	100.00%

Availability of reference books



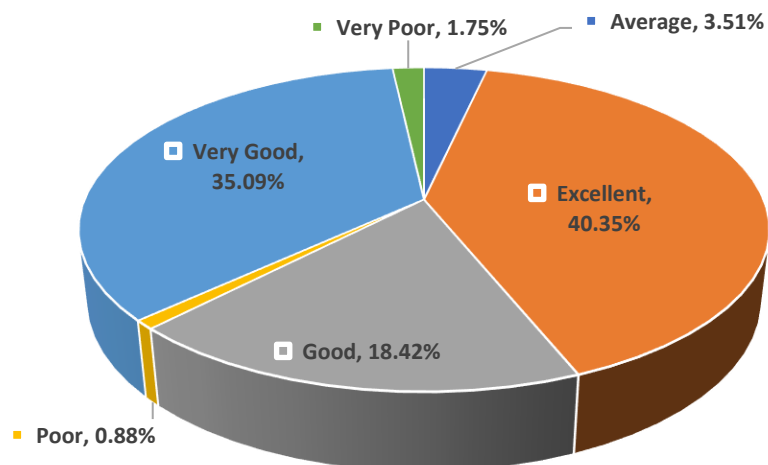
Row Labels	Count of Flexibility of the syllabus in core courses
Average	4.39%
Excellent	35.96%
Good	22.81%
Very Good	36.84%
Grand Total	100.00%

Flexibility of the syllabus in core courses



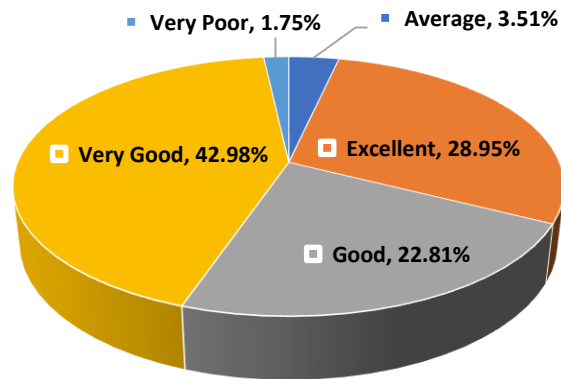
Row Labels	Count of Availability of e-resources
Average	3.51%
Excellent	40.35%
Good	18.42%
Poor	0.88%
Very Good	35.09%
Very Poor	1.75%
Grand Total	100.00%

Availability of e-resources



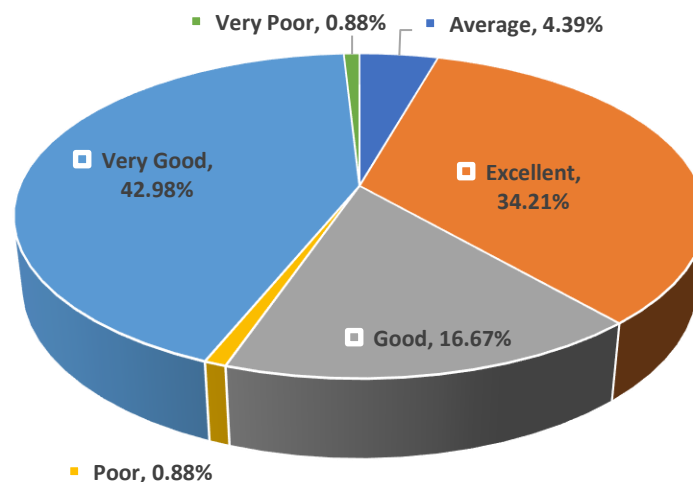
Row Labels	Count of Proportionality of the syllabus to the number of hours available
Average	3.51%
Excellent	28.95%
Good	22.81%
Very Good	42.98%
Very Poor	1.75%
Grand Total	100.00%

Proportionality of the syllabus to the number of hours available



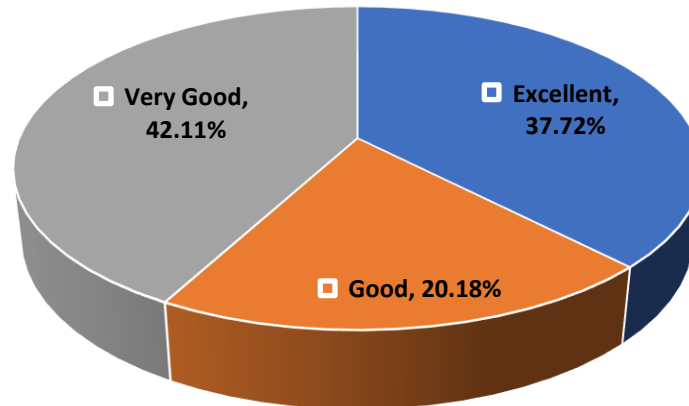
Row Labels	Count of Application level of the subjects
Average	4.39%
Excellent	34.21%
Good	16.67%
Poor	0.88%
Very Good	42.98%
Very Poor	0.88%
Grand Total	100.00%

Application level of the subjects



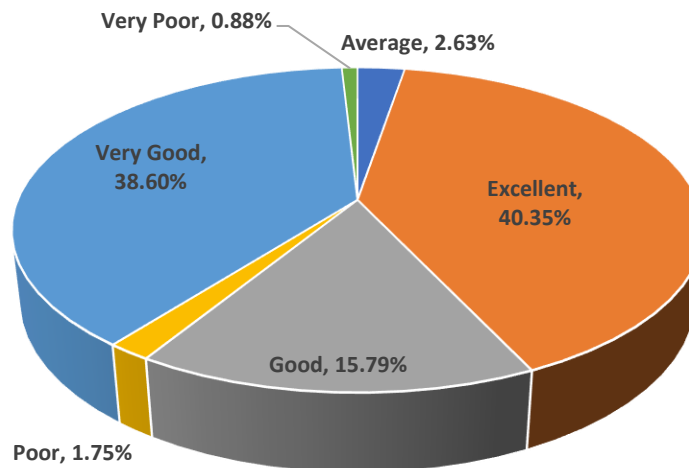
Row Labels	Count of Standard of the text books
Excellent	37.72%
Good	20.18%
Very Good	42.11%
Grand Total	100.00%

Standard of the text books



Row Labels	Count of Extent of Support for further studies
Average	2.63%
Excellent	40.35%
Good	15.79%
Poor	1.75%
Very Good	38.60%
Very Poor	0.88%
Grand Total	100.00%

Extent of Support for further studies



Row Labels	Count of Inclusion of latest course contents
Average	3.51%
Excellent	40.35%
Good	24.56%
Poor	0.88%
Very Good	29.82%
Very Poor	0.88%
Grand Total	100.00%

