

## **Feedback Analysis**

To understand and assess the expectations of students on curriculum, the institution collects feedback from the students. Every year the students evaluate the curriculum on a five point scale where the student can mark eight parameters as excellent, very good, good, satisfactory and not satisfactory. The parameters like depth, coverage, applicability, learning value, clarity and relevance of the course along with the relevance of additional source material and the extend of effort required by the students are analysed and evaluated by the students. To assure them complete trust they are not compelled to write their names on the feedback form but for the purpose of proper evaluation they have to indicate their subjects. Also, provision to add further suggestions are also given.

The feedback is analysed department-wise to get a clear understanding of the course material. The syllabi for all the UG courses were the same from the year 2013-14 to 2016-17. The following is an analysis of the consolidated data obtained from students of various departments:

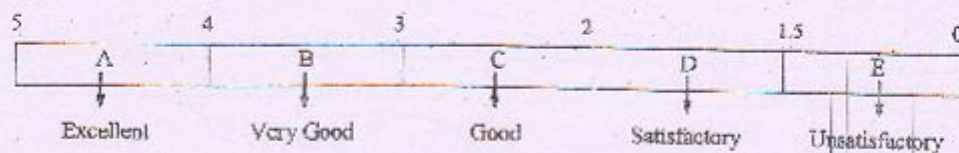
**ALPHONSA COLLEGE, PALA**  
**Feedback on Curriculum from Students**

Department: ENGLISH

Programme: BA

Semester and year: VI<sup>th</sup> 2013

Students are required to rate the programme on the following attributes using the 5-point scale shown.



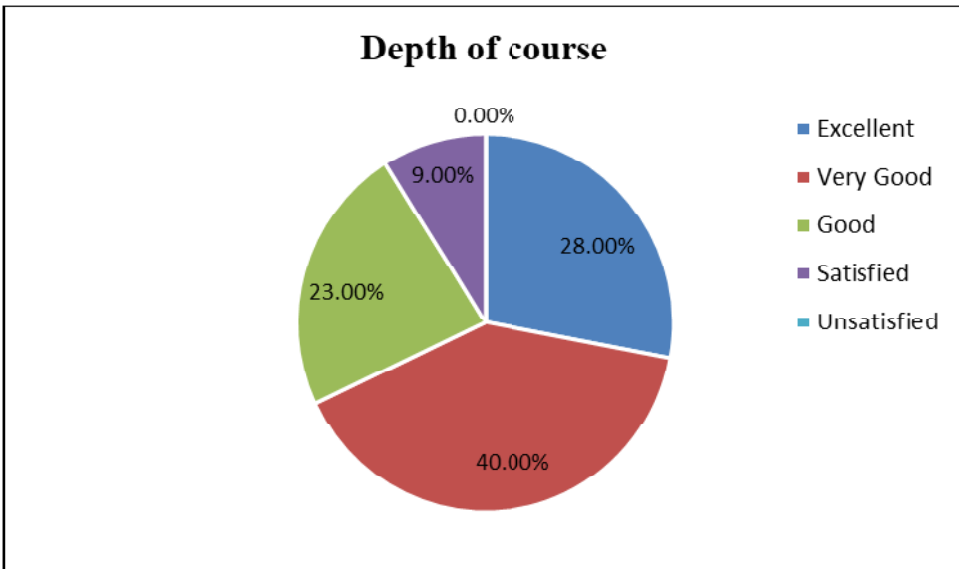
Parameters		A	B	C	D	E
1	Depth of the course content including project work, if any	✓				
2	Extent of coverage of course	✓				
3	Applicability/relevance to real life situations		✓			
4	Learning value (in terms of knowledge, concepts, manual skills, analytical abilities and broadening perspectives)	✓				
5	Clarity and relevance of textual reading material			✓		
6	Relevance of additional source material (Library)	✓				
7	Extent of effort required by students		✓			
8	Overall rating	✓				

(You need not disclose your name if you do not wish to)

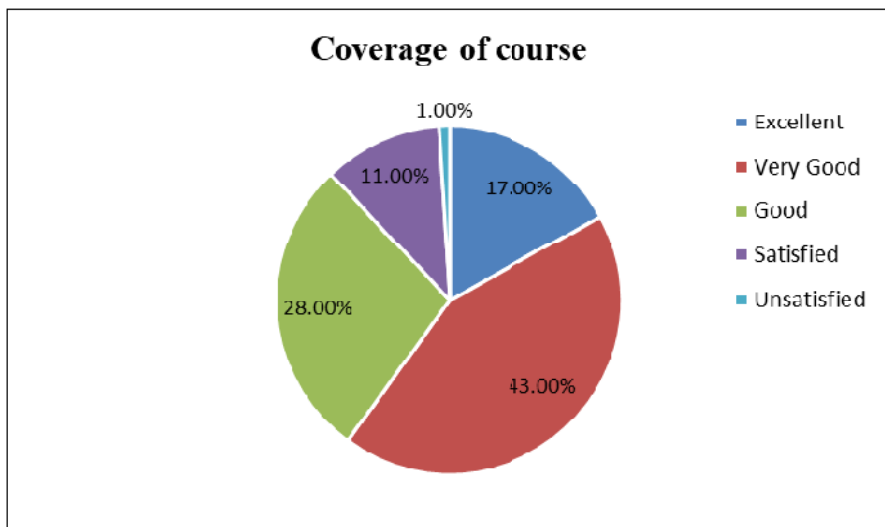
Remarks/ Suggestions (Please use the reverse side of this sheet):

**Department of Botany**

1. The majority of the students of the Department of Botany analysed the **depth of the course content including project work** as very good. While 28% opined that the course has the real depth and content they sought for, 23% commented that the course content has adequate depth, commenting that it is good. 9% of the students are satisfied with the depth of the course

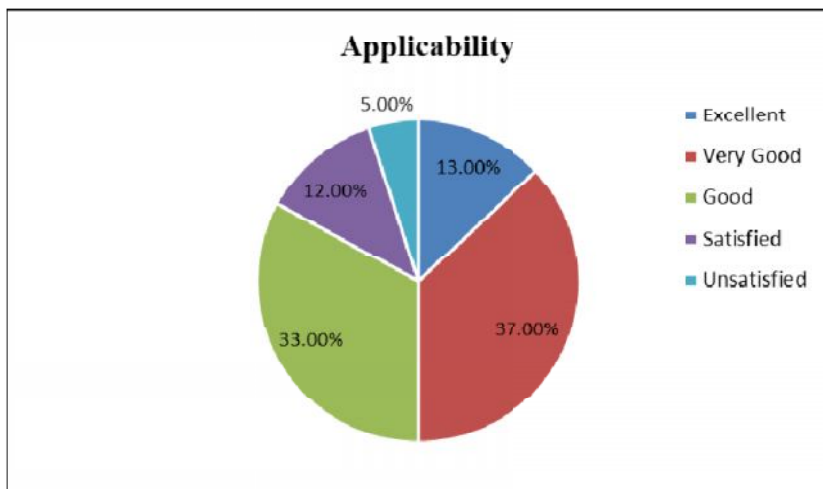


2. While assessing the **extent of coverage of course**, 43% commented it good and 28% good and 17% excellent. 11% of the students commented that they are just satisfied with the topics covered in the course and a minority of 1% said they are dissatisfied with the areas covered under their subject.



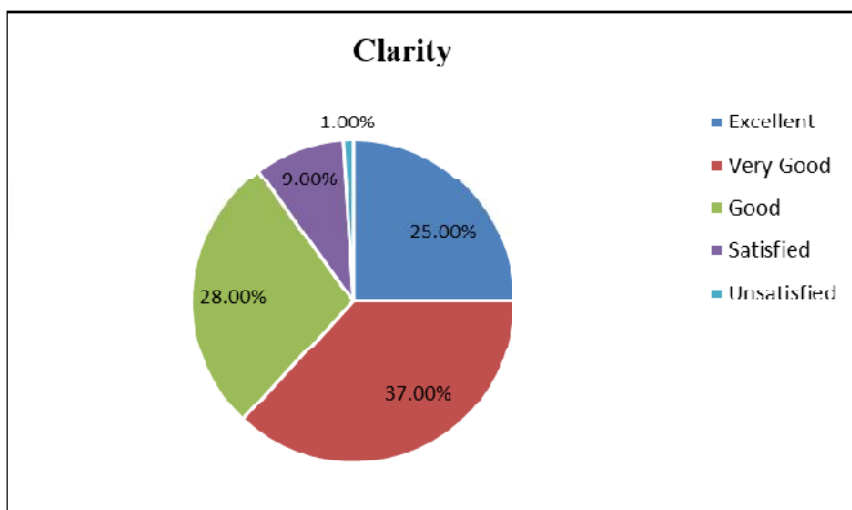
### 3. **Applicability/ Relevance to real life situations**

Most of the students find that their subject is really applicable and relevant in day to day situations. While 37% commented that it has very good relevance in the real life situations, 33% evaluated this parameter very good and 13% marked it excellent. But surprisingly 5% of the students were not able to link their subject matter to everyday life.



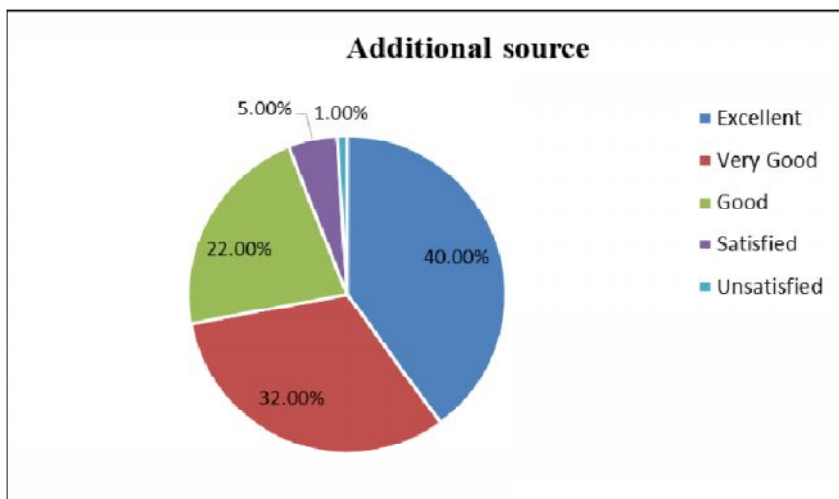
#### 4. Clarity and relevance of textual reading material

37% of the students found their text book and learning material very good and 25% are completely happy with the resources provided to them. 28% are of the opinion that the books and material offered are good while 9% are just satisfied with it. 1% commented that textual resources are not at all satisfied



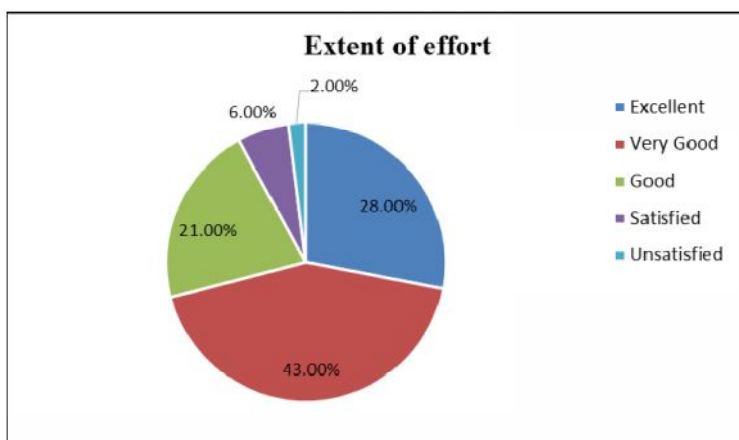
#### 6. Relevance of additional source material (Library)

Most of the students are happy with the additional source provided as 40% marked it excellent 32% very good and 22% good. A 5% of the students are just satisfied with the sources offered by the library, 1% are not at all happy with it.



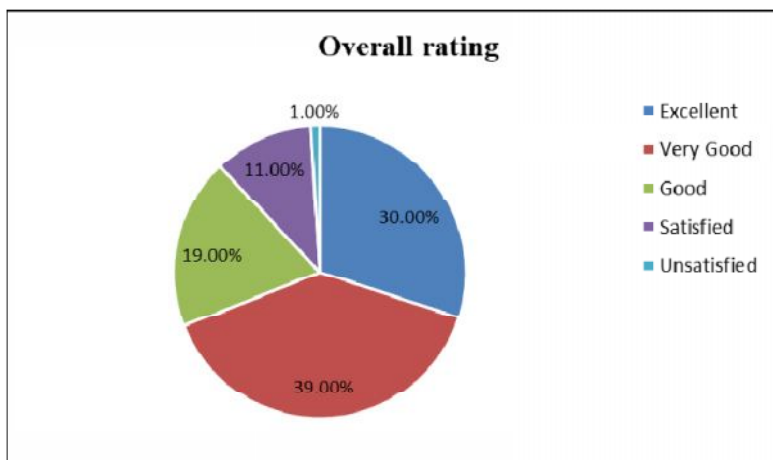
### 7. Extend of effort required by the students

Many of the students marked that the students need to put adequate effort from their part to follow the course contents, because almost one third of the students opined that the effort they need to put as excellent/very good. But a remarkable 6% and 2% evaluated it just satisfied and unsatisfied respectively.



### Overall Rating

With regard to the overall rating of the curriculum, most of the students found it very good. 30% considered it excellent and 19% good. While 11% are satisfied with it, 1% found it not at all adequate.



## Suggestions

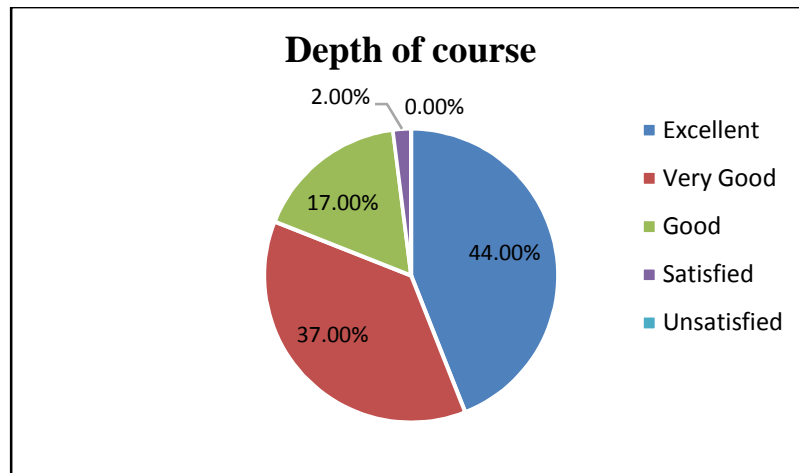
Certain papers like the core paper in the first semester have been found difficult and a reshuffling of topics was suggested. As a result certain topics in the first semester were shifted to the fifth semester and the same process was done in a few other papers also.

## Department of Economics

### Feedback on Curriculum from students

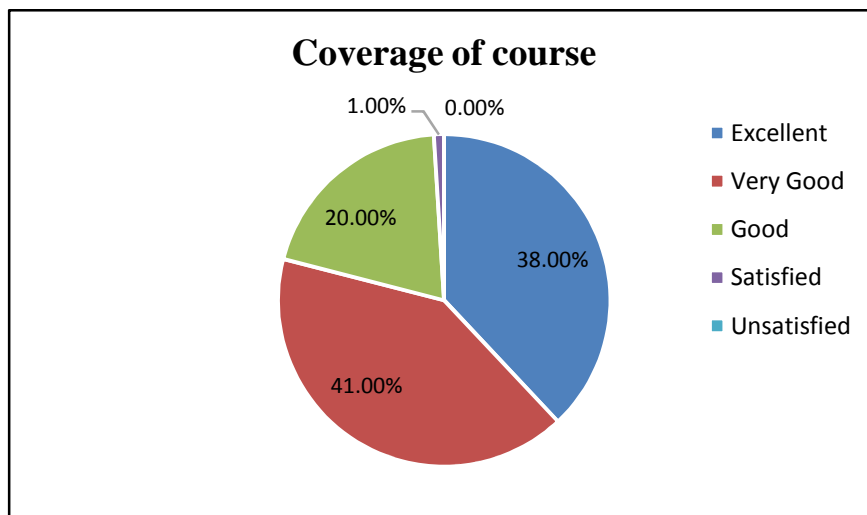
#### 1. Depth of course

As per the feedback collected from the students on curriculum, 44% of the students commented the depth of the course as excellent. When 37% of the students opined that the depth of the course is very good, 17% commented that the content of the course is good. Among the remaining students, 2% is satisfied with the depth of the course.



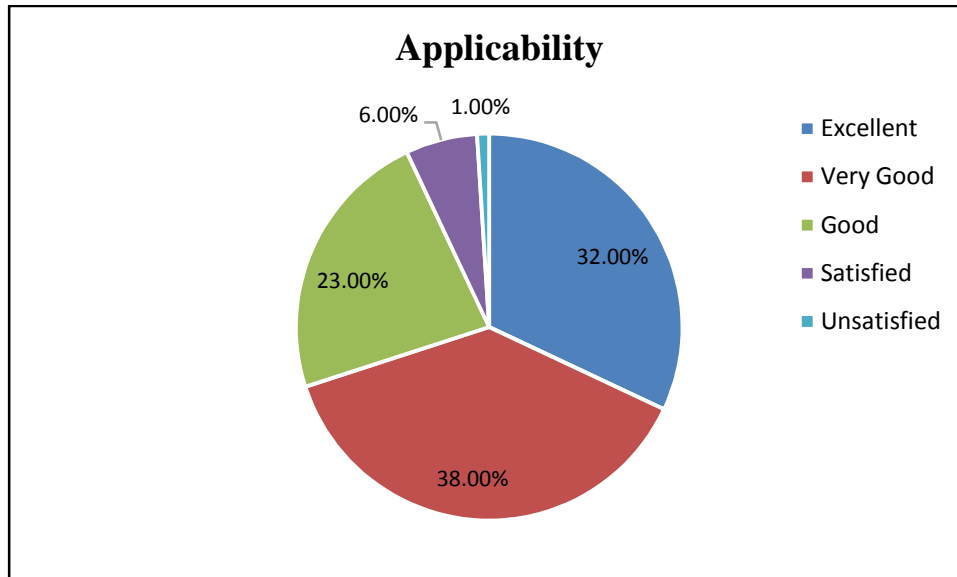
#### 2. Coverage of course

Based on the assessment conducted about the coverage of the course and feedback collected from students 38% of the students commented that the extent of coverage of course is excellent. 41% opined about the coverage of course as very good while 20% commented as good. The remaining 1% is satisfied with the coverage of course.



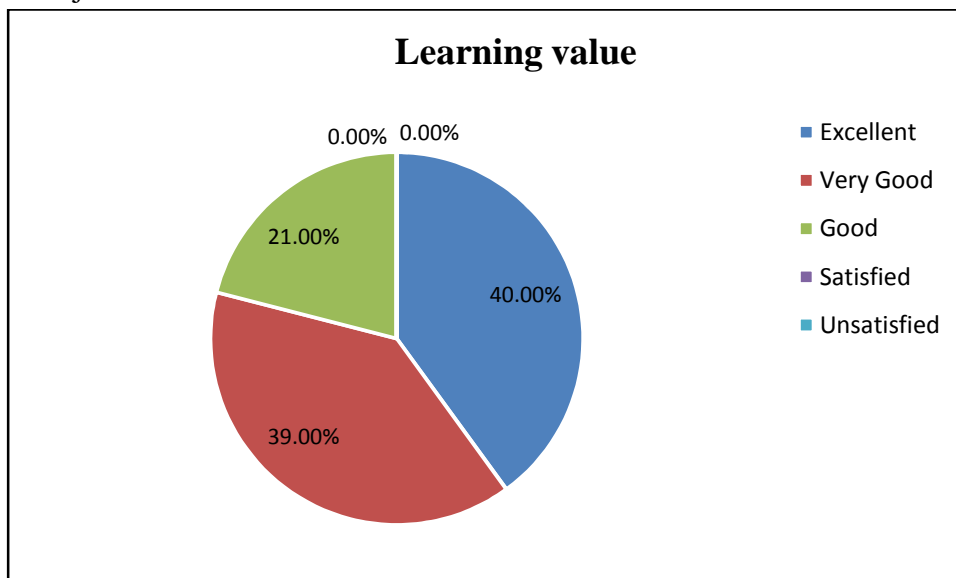
### 3. Applicability

After analyzing the feedback of students regarding the applicability/relevance of the subject, 32% of the students find that their subject excellent in the applicability while 38% found it very good. Among the students 23% commented the relevance of the subject is good and 6% opined it as satisfactory. The remaining 1% of the students was not able to find any kind of relevance of subject matter in their everyday life.



### 4. Learning value

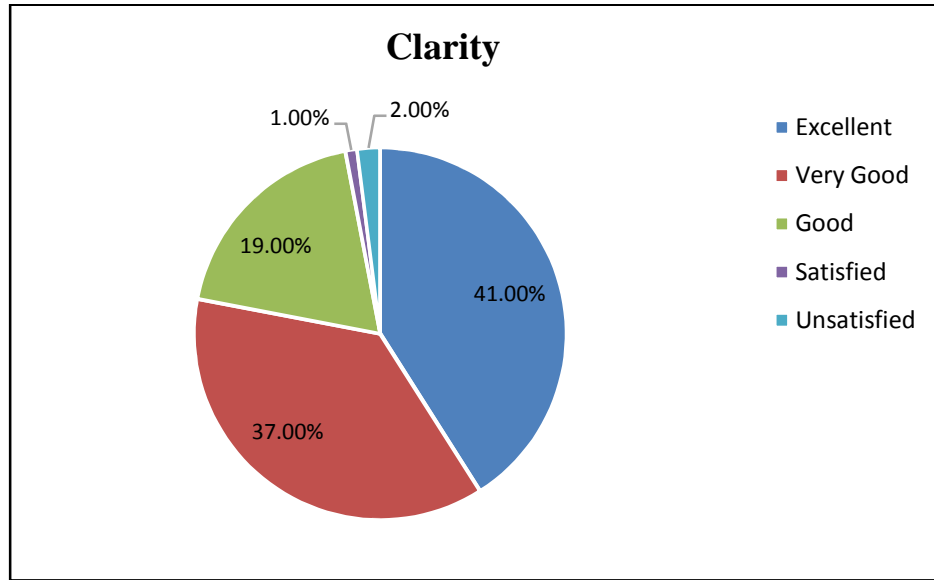
Among the students 40% of the students commented that the learning value of the subject is excellent while 39% found it very good. 21% of the students marked it good and are satisfied with the learning value of their subject matter.



### 5. Clarity

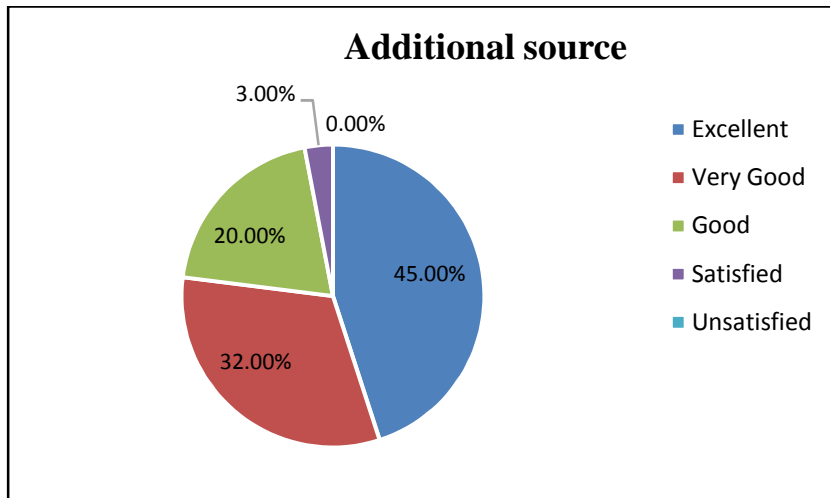
Based on the analysis conducted, 41% of the students found their text book and learning material excellent while 37% found the resources provided to them very good. 19% are of the opinion that the

books and material offered are good while 1% of the students are just satisfied with it. The remaining 2% commented that they are not at all satisfied with the textual sources.



#### 6. Additional source

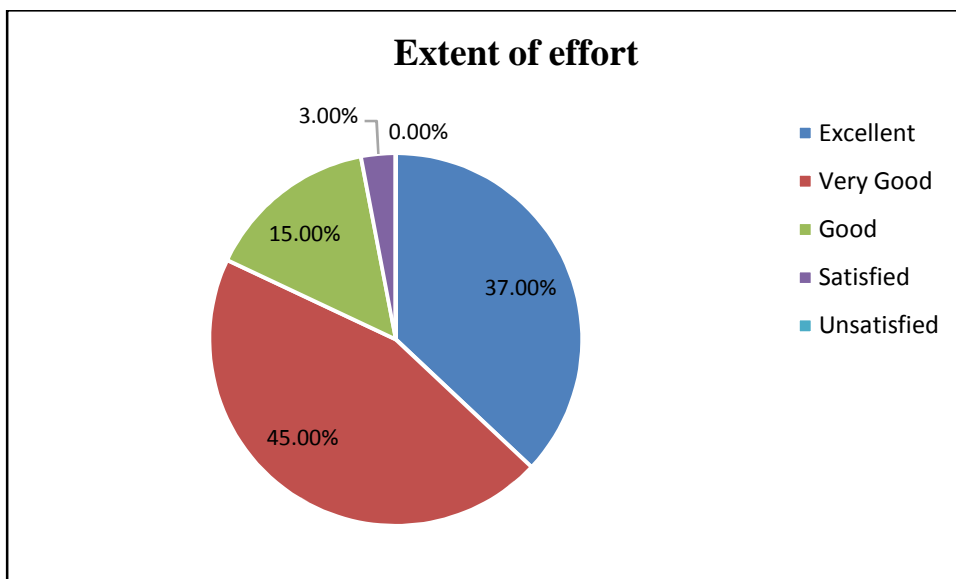
Based on analysis of the students' opinion, we found out that 45% of the students found the additional source excellent in meeting their expectations and 32% among them opined it as very good. 20% commented them good while 3% of the students are satisfied with the additional sources provided for them.



#### 7. Extent of effort

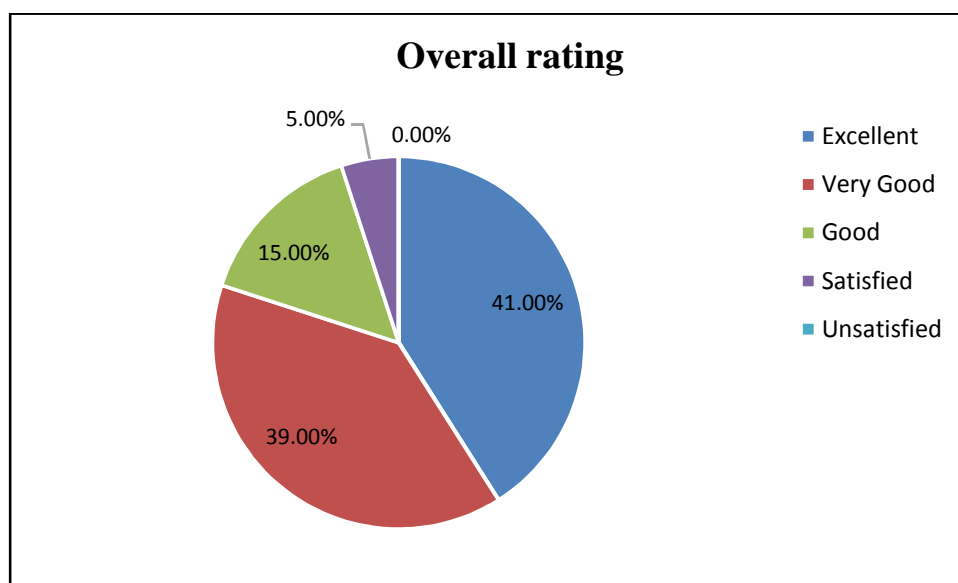
Assessing the feedback collected from the students, 37% of the students commented that the extent of effort of students is found to be excellent. 45% suggested they should make a very good effort. 15% opined the extent of effort as good. The remaining 3% are just satisfied with the extent of effort.





## 8. Overall rating

Considering the overall rating of the curriculum, 41% of the students found it excellent while 39% opined it as very good. 15% of the students commented that the curriculum is good. 5% of the students are satisfied with their curriculum.



## Suggestions

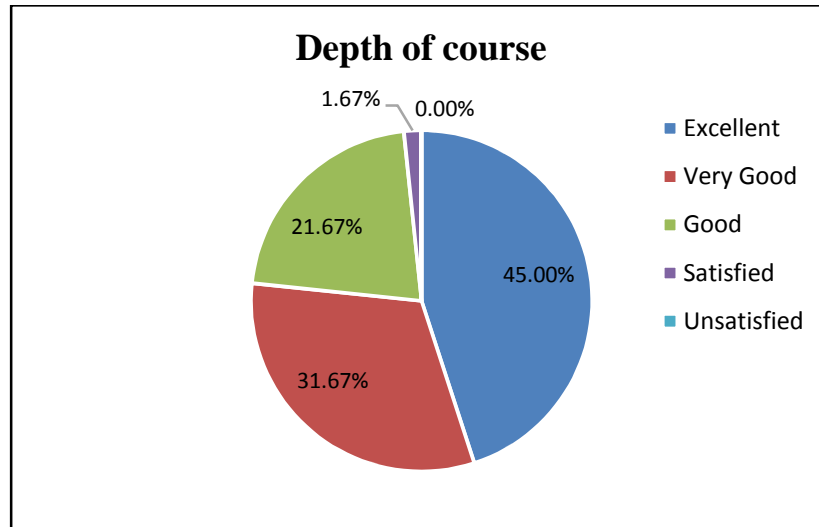
An opinion came out that when compared to the foreign universities the curriculum we e focus more on theoretical issues rather than Applied Economics and the students requested to include papers that stress the practical issues. The demand has been acknowledge and redressed in the next syllabus revision.

## Department of Chemistry

### 1. Depth of course

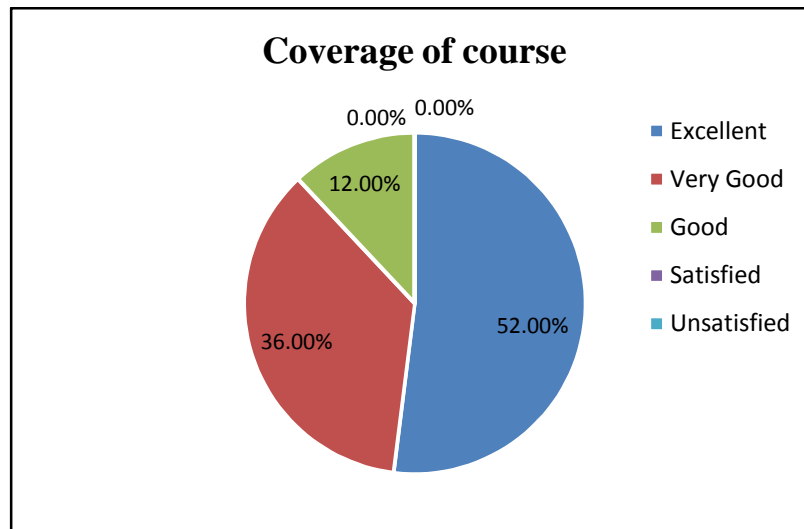
As per the feedback collected from the students on curriculum, 45% of the students commented the depth of the course as excellent. When 31.67% of the students opined that the depth of the course is very good, 21.67%

commented that the content of the course is good. The remaining 1.67% are satisfied with the depth of the course.



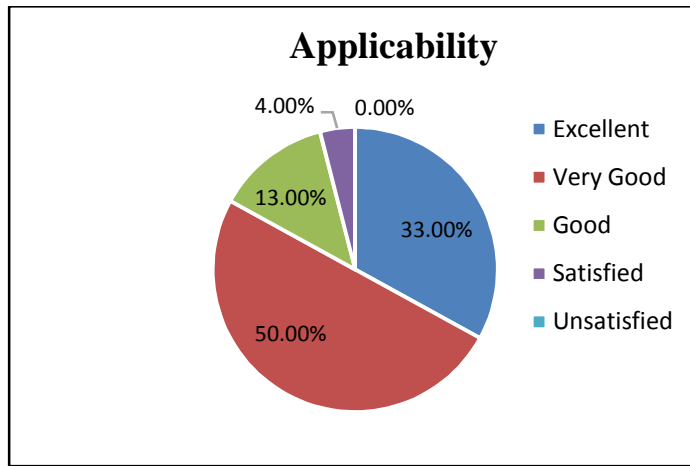
## 2. Coverage of course

Based on the assessment conducted about the coverage of the course and feedback collected from students 52% of the students commented that the extent of coverage of course is excellent. 36% opined about the coverage of course as very good while 28% commented as good. 12% are satisfied with the coverage of their course.



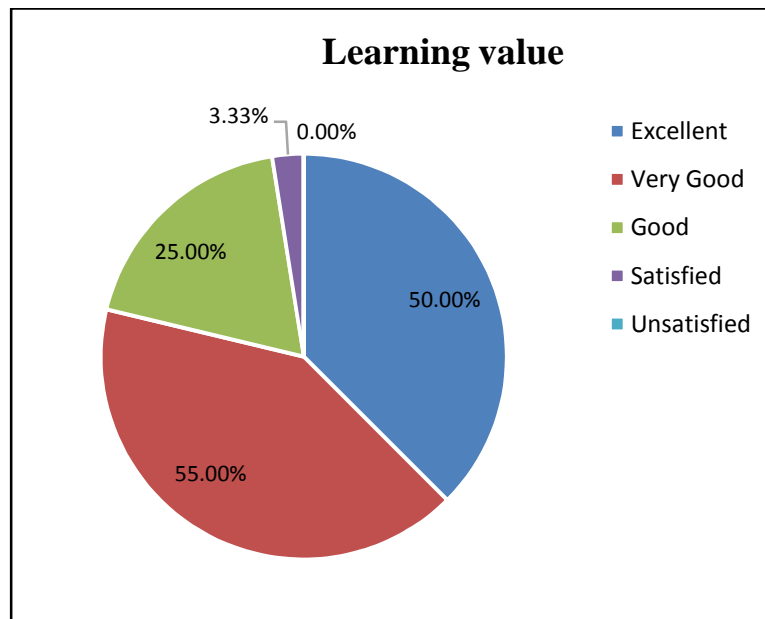
## 3. Applicability

After analyzing the feedback of students regarding the applicability/ relevance of the subject, 33% of the students find that their subject excellent in the applicability while 50% found it very good. Among the students 13% commented the relevance of the subject is good and 4% opined it as satisfactory.



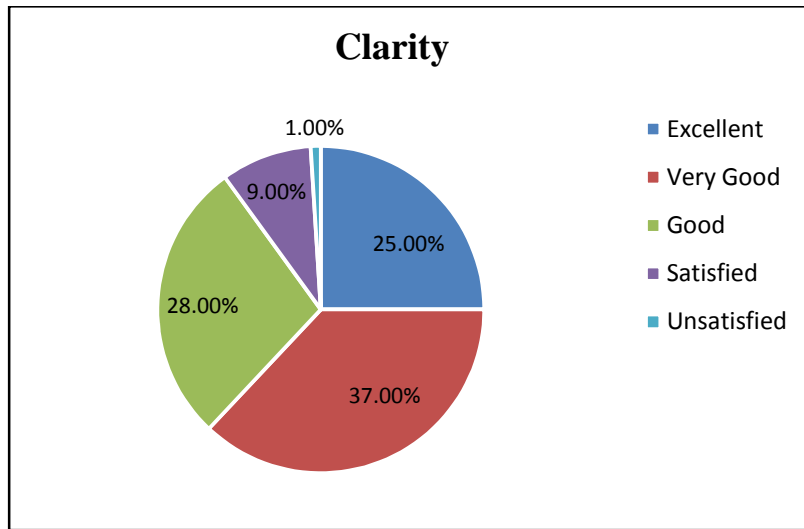
#### 4. Learning value

Among the students 50% of the students commented that the learning value of the subject is excellent while 55% found it very good. 25% of the students marked it as good and the remaining 3.33% are satisfied with the learning value of their subject matter.



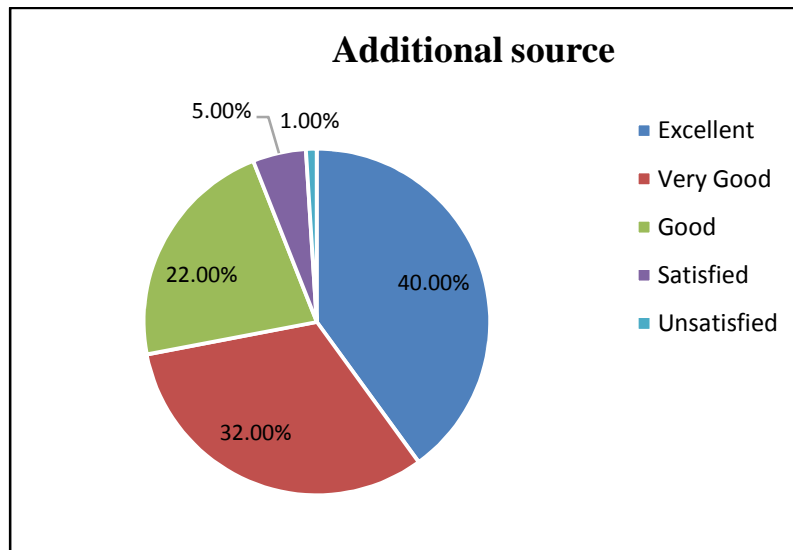
#### 5. Clarity

Based on the analysis conducted, 25% of the students found their text book and learning material excellent while 37% found the resources provided to them very good. 28% are of the opinion that the books and material offered are good while 9% are just satisfied with it. 1% commented that they are not at all satisfied with the textual sources.



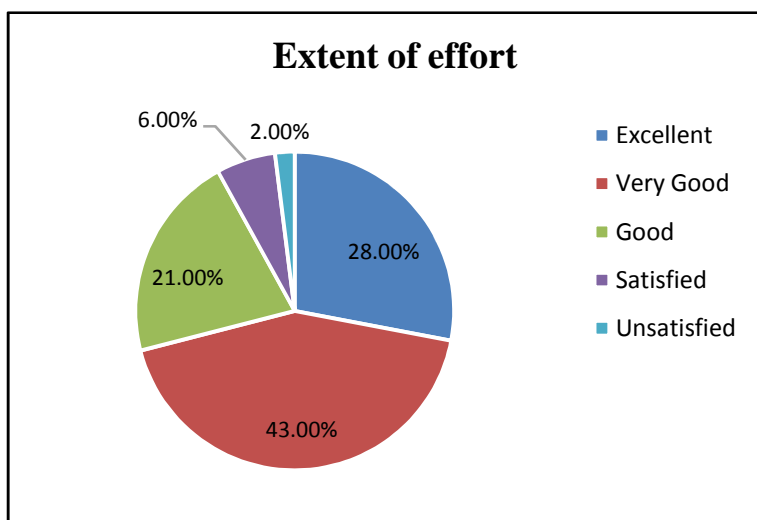
**6. Additional source**

Based on analysis of the students’ opinion, we found out that 40% of the students found the additional source excellent in meeting their expectations and 32% among them opined it as very good. 22% commented them good while 5% are satisfied with the additional sources provided for them. The remaining 1% remained unsatisfied.



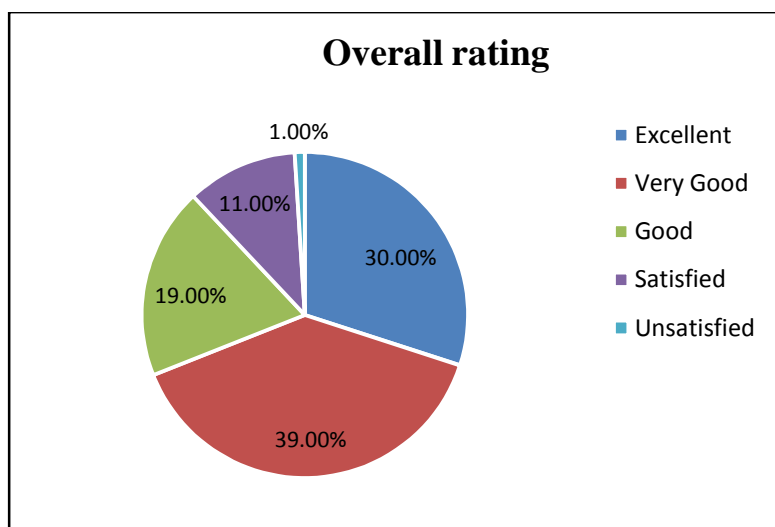
**7. Extent of effort**

Assessing the feedback collected from the students, 28% of the students commented that the extent of effort of students is found to be excellent. 43% suggested they should make a very good effort. 21% opined the extent of effort as good while 6% found it satisfactory. The remaining 2% are unsatisfied.



## 8. Overall rating

Considering the overall rating of the curriculum, 30% of the students found it excellent while 39% opined it as very good. 19% considered it good and 11% are satisfied. The remaining 1% is unsatisfied with the curriculum.



## Suggestions

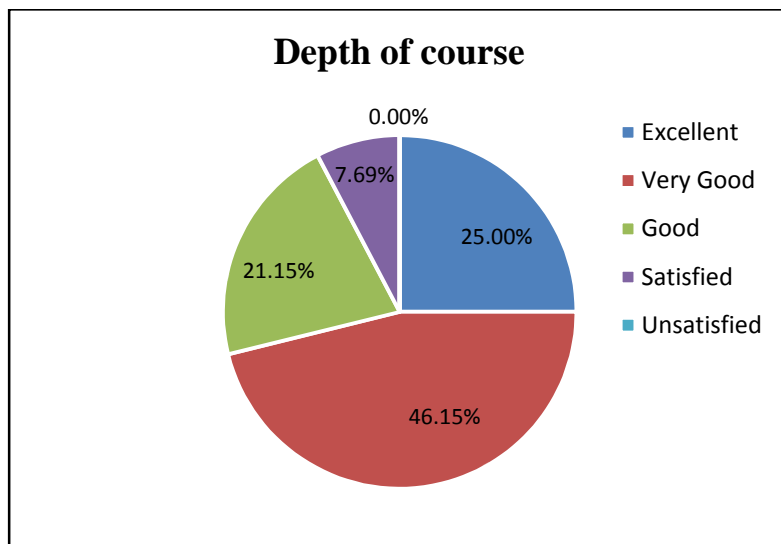
The syllabus is evaluated as adequate and sufficient by the students. However the paper Quantum Mechanics and Spectroscopy offered in the fifth semester is considered tough and in terms of difficulty level, certain modules are suggested to be omitted.

## Department of Commerce

### 1. Depth of course

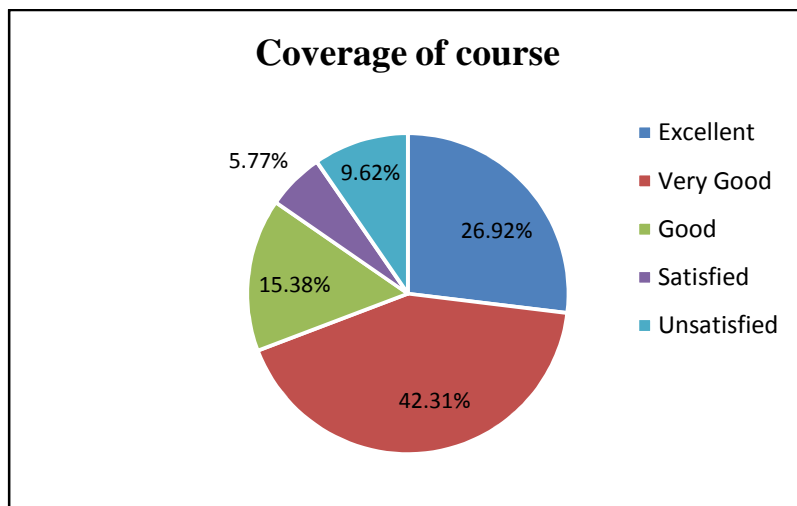
As per the feedback collected from the students on curriculum, 25% of the students commented the depth of the course as excellent. When 46.15% of the students opined that the depth of the course is very good,

21.15% commented that the content of the course is good. The remaining 7.69% are satisfied with the depth of the course.



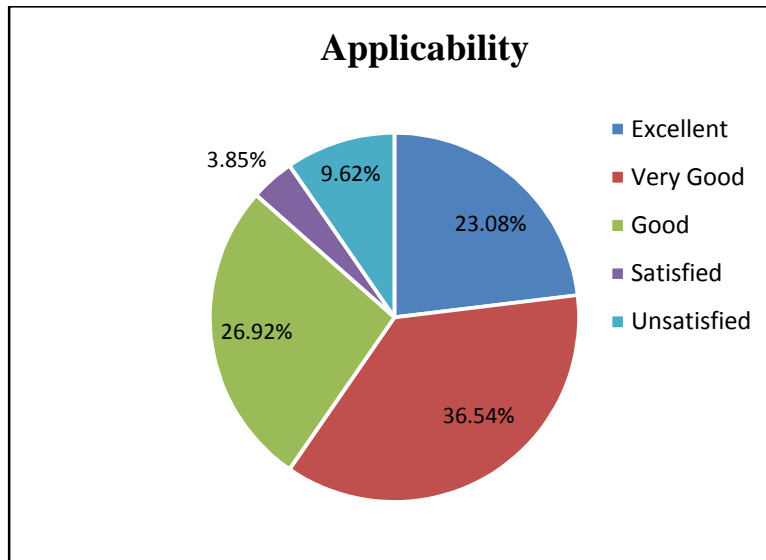
## 2. Coverage of course

Based on the assessment conducted about the coverage of the course and feedback collected from students 26.92% of the students commented that the extent of coverage of course is excellent. 42.31% opined about the coverage of course as very good while 15.38% commented as good. 5.77% are satisfied and 9.62% are unsatisfied with the coverage of course.



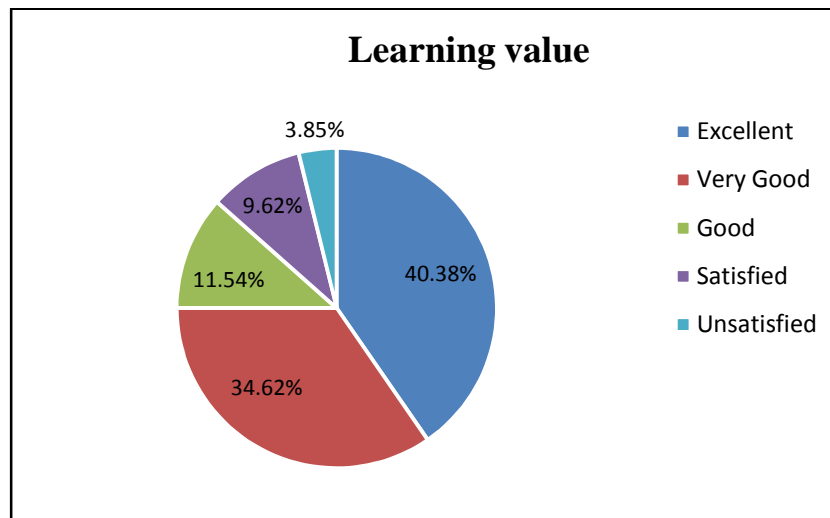
## 3. Applicability

After analyzing the feedback of students regarding the applicability/ relevance of the subject, 23.08% of the students find that their subject excellent in the applicability while 36.54% found it very good. Among the students 26.92% commented the relevance of the subject is good and 3.85% opined it as satisfactory. The remaining 9.62% of the students were not able to find any kind of relevance of subject matter in their everyday life.



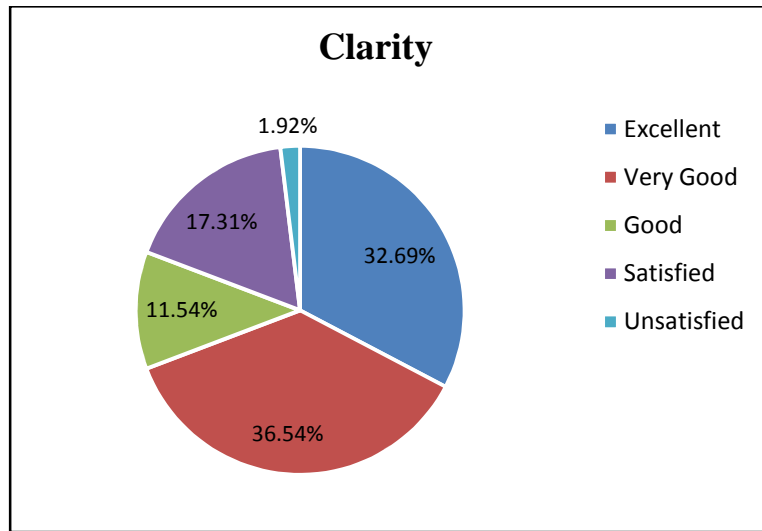
#### 4. Learning value

Among the students 40.38% of the students commented that the learning value of the subject is excellent while 34.62% found it very good. 11.54% of the students marked it as good and 9.62% are satisfied with the learning value of their subject matter. The remaining 3.85% commented that the learning value is unsatisfactory.



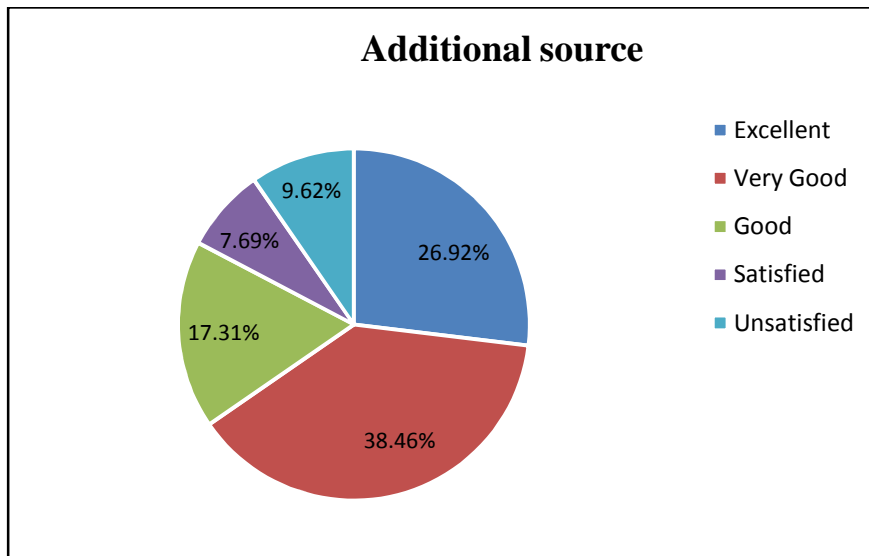
#### 5. Clarity

Based on the analysis conducted, 32.69% of the students found their text book and learning material excellent while 36.54% found the resources provided to them very good. 11.54% are of the opinion that the books and material offered are good while 17.31% are just satisfied with it. 1.92% commented that they are not at all satisfied with the textual sources.



**6. Additional source**

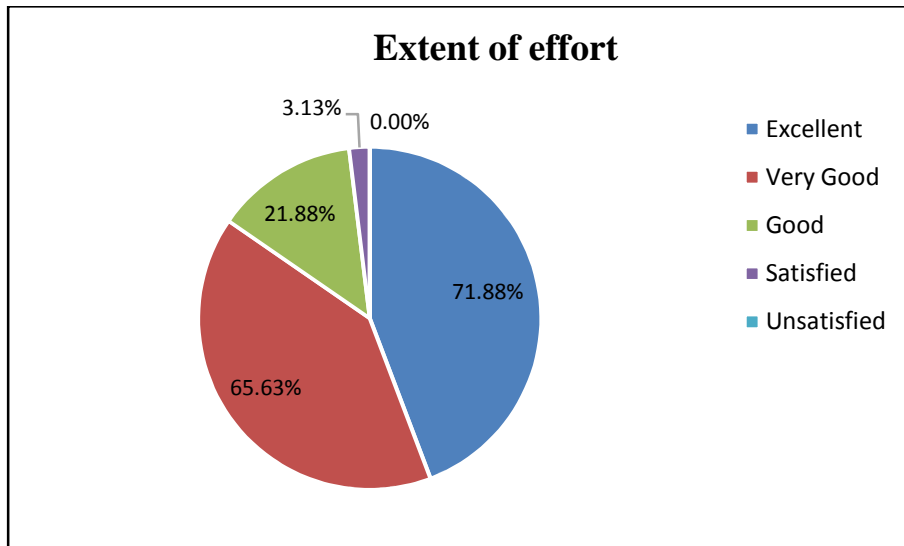
Based on analysis of the students' opinion, we found out that 26.92% of the students found the additional source excellent in meeting their expectations and 38.46% among them opined it as very good. 17.31% commented them good while 7.69% are satisfied with the additional sources provided for them. The remaining 9.62% remained unsatisfied.



**7. Extent of effort**

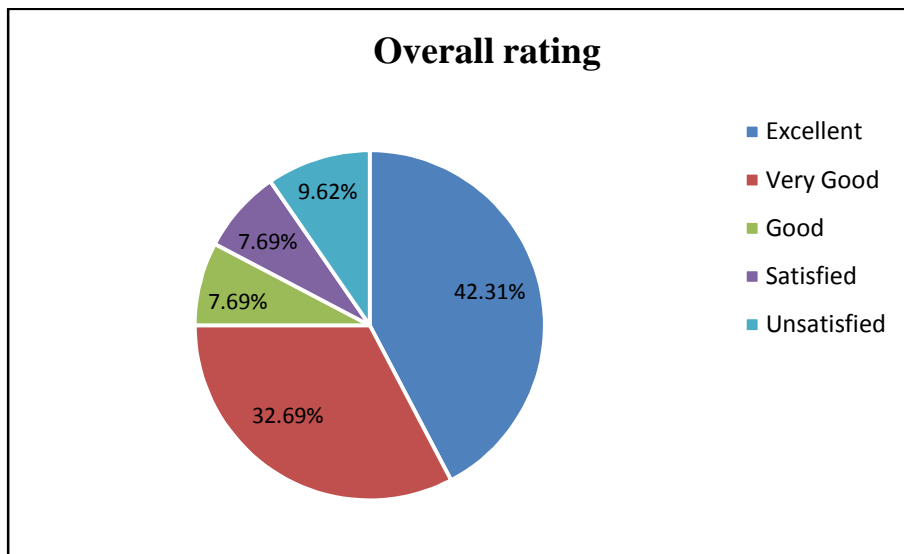
Assessing the feedback collected from the students, 71.88% of the students commented that the extent of effort of students is found to be excellent. 65.63% suggested they should make a very good effort. 21.88% opined the extent of effort as good while 3.13% found it satisfactory.





## 8. Overall rating

Considering the overall rating of the curriculum, 42.31% of the students found it excellent while 32.69% opined it as very good. 7.69% considered it good and 7.69% are satisfied. The remaining 9.62% are dissatisfied with the curriculum.



## Suggestions

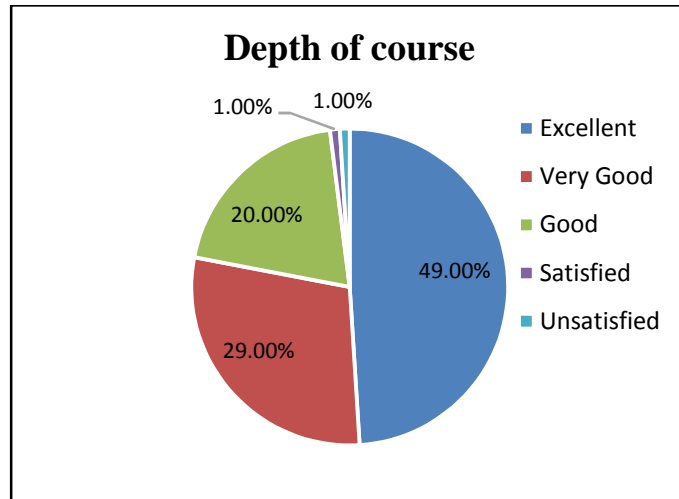
Since the basic components to be studied are the same, the course is analysed to have covered almost all topics. However a suggestion to give more importance to Logistics came up.

## Department of Clinical Nutrition and Dietetics

### 1. Depth of the course

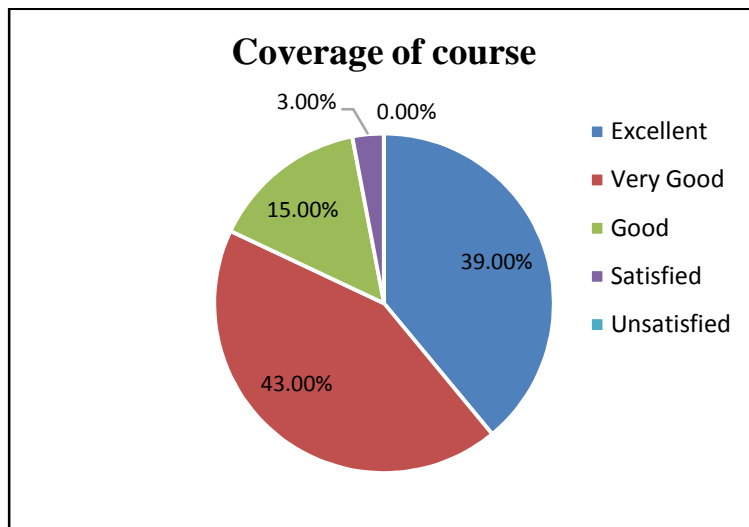
As per the feedback collected from the students on curriculum, 49% of the students commented the depth of the course as excellent. When 29% of the students opined that the depth of the course is very

good, 20% commented that the content of the course is good. Among the remaining students, 1% is satisfied and 1% is dissatisfied with the depth of the course.



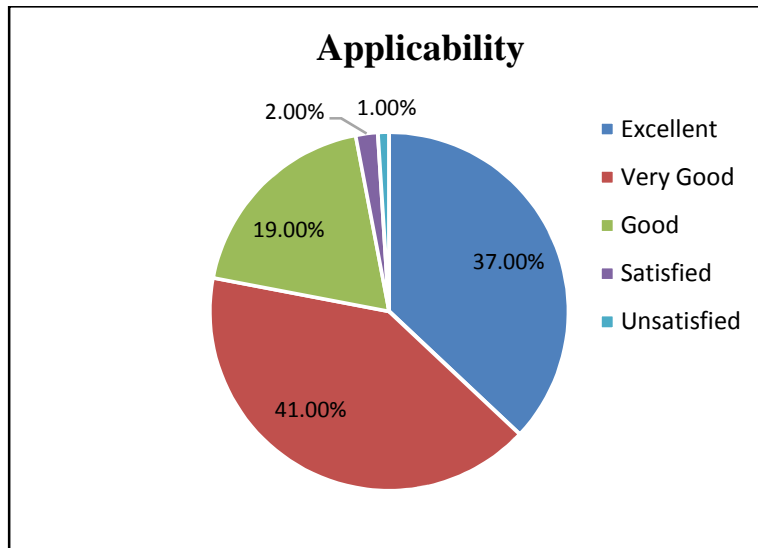
## 2. Coverage of course

Based on the assessment conducted about the coverage of the course and feedback collected from students 39% of the students commented that the extent of coverage of course is excellent. 43% opined about the coverage of course as very good while 15% commented as good. The remaining 3% are satisfied with the coverage of course.



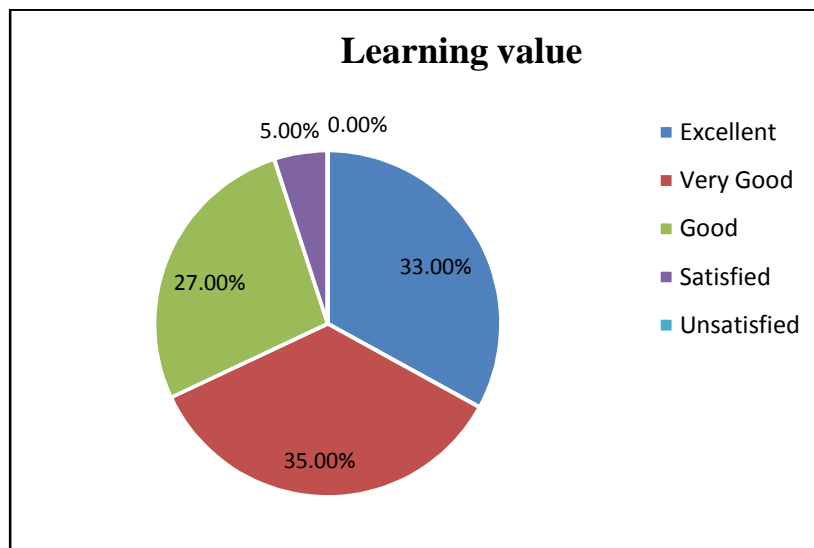
## 3. Applicability

After analyzing the feedback of students regarding the applicability/relevance of the subject, 37% of the students find that their subject excellent in the applicability while 41% found it very good. Among the students 19% commented the relevance of the subject is good and 2% opined it as satisfactory. The remaining 1% of the students was not able to find any kind of relevance of subject matter in their everyday life.



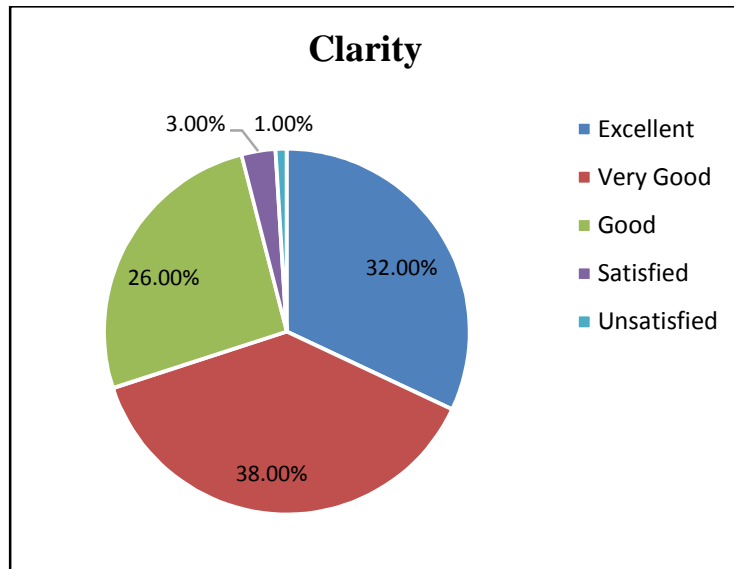
#### 4. Learning value

Among the students 33% of the students commented that the learning value of the subject is excellent while 35% found it very good. 27% of the students marked it as good and the remaining 5% are satisfied with the learning value of their subject matter.



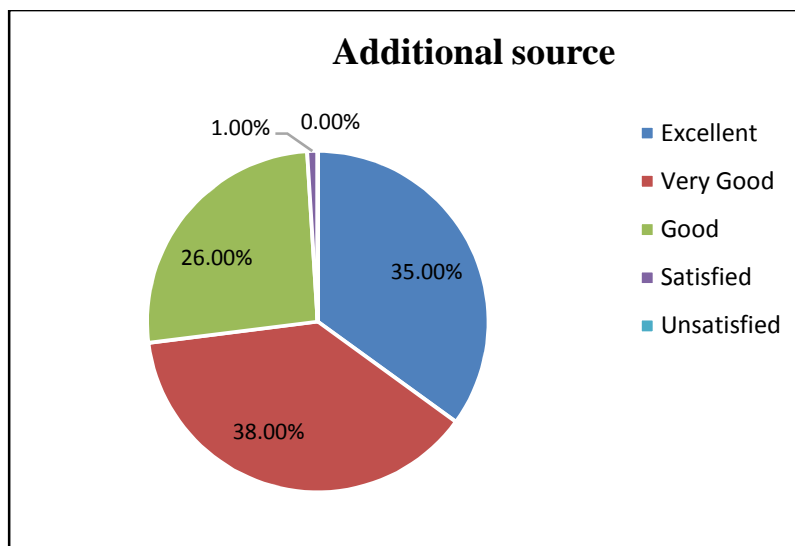
#### 5. Clarity

Based on the analysis conducted, 32% of the students found their text book and learning material excellent while 38% found the resources provided to them very good. 26% are of the opinion that the books and material offered are good while 3% are just satisfied with it. 1% commented that they are not at all satisfied with the textual sources.



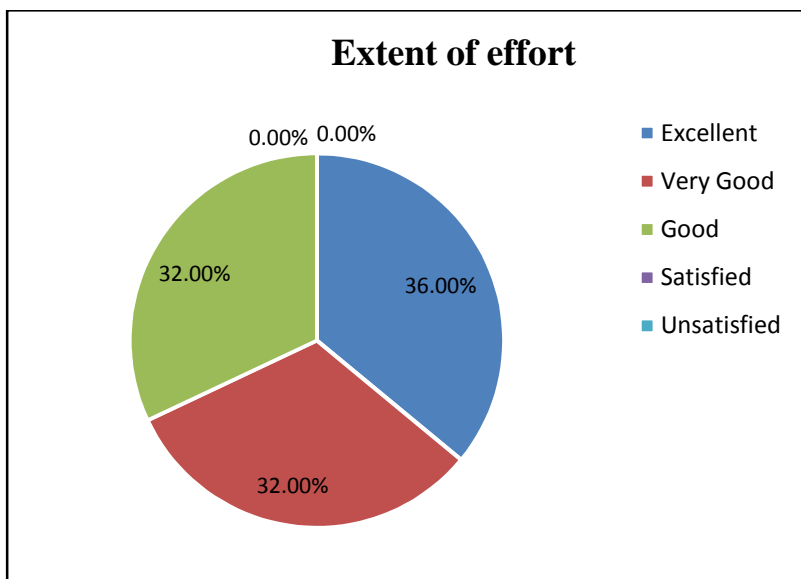
#### 6. Additional source

Based on analysis of the students' opinion, we found out that 35% of the students found the additional source excellent in meeting their expectations and 38% among them opined it as very good. 26% commented them good while 1% of the students are satisfied with the additional sources provided for them.



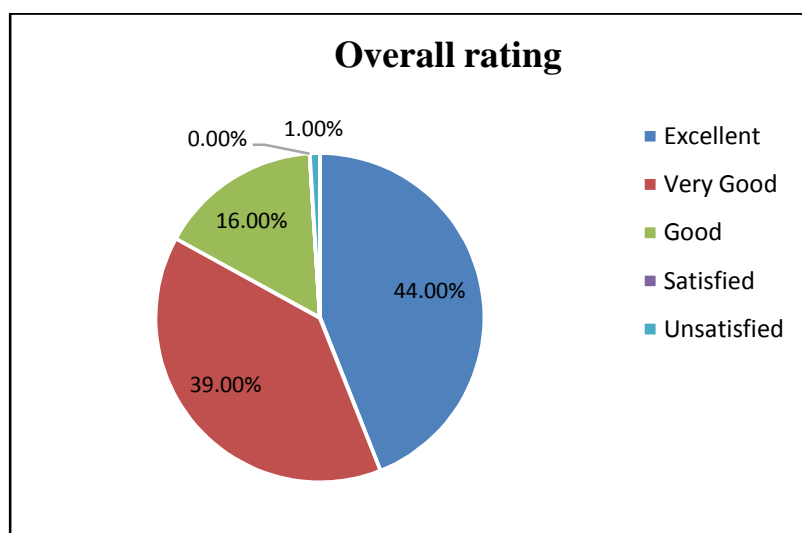
#### 7. Extent of effort

Assessing the feedback collected from the students, 36% of the students commented that the extent of effort of students is found to be excellent. 32% suggested they should make a very good effort. 32% opined the extent of effort as good.



## 8. Overall rating

Considering the overall rating of the curriculum, 44% of the students found it excellent while 39% opined it as very good. 16% of the students commented that the curriculum is good.

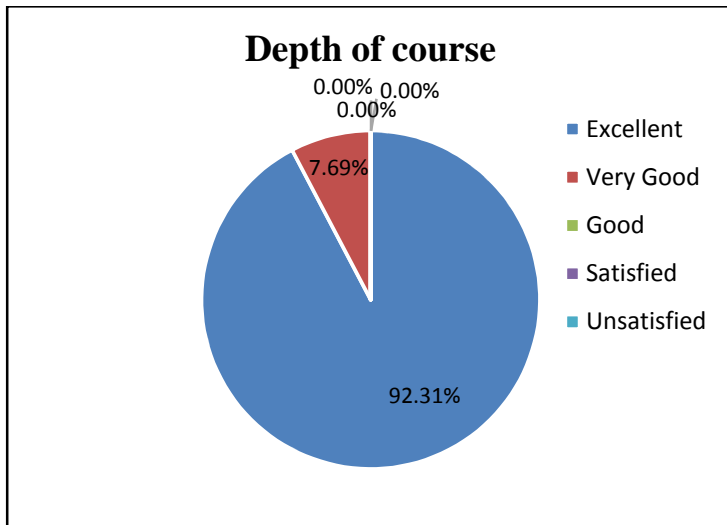


## Suggestions

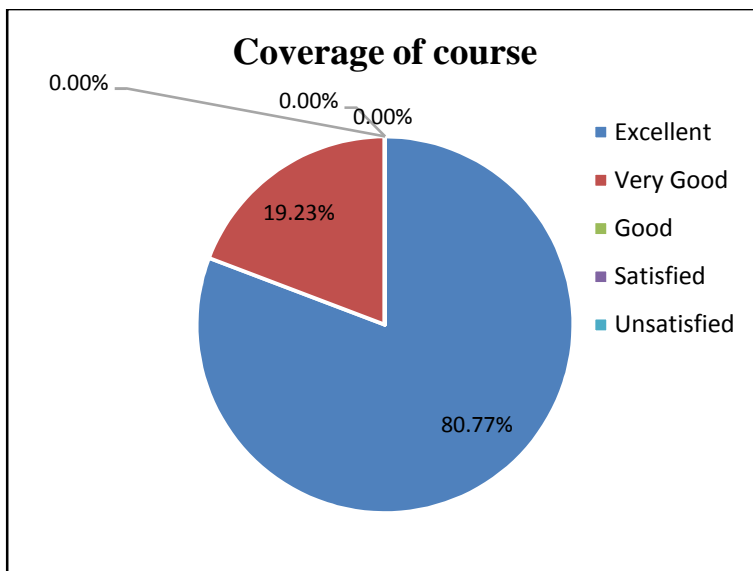
The complementary courses offered for the programme were Chemistry and Zoology. It is suggested that papers on Nutritional Biochemistry and Human Anatomy and Physiology will be more in tune with the core course.

## B.Voc Fashion Technology

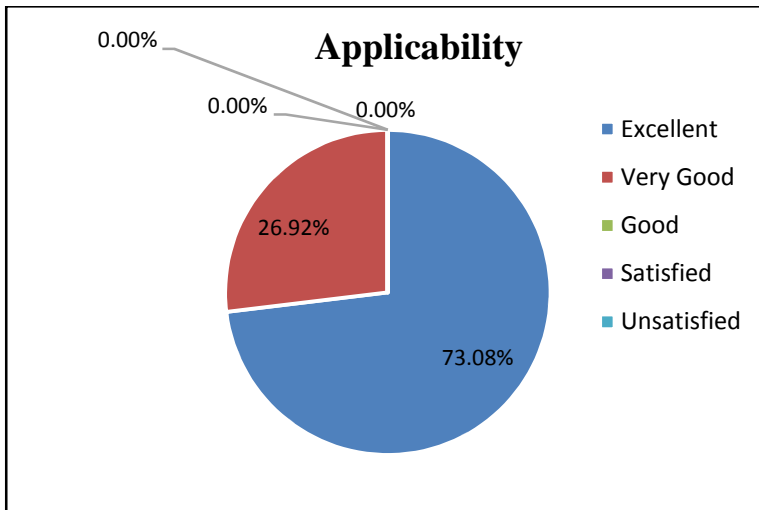
1. As per the assessment conducted among the students in Dept of B.Voc Fashion Technology regarding the **Depth of Course**, majority of the students found it perfect for them. 92.31% of the students commented the depth of the course as excellent, while 7.69% opined it to be very good. As per the analysis, we could reach the conclusion that the depth of the course is adequate enough for the students.



2. After analyzing the extent of the **coverage of course**, 80.77% of the students commented it as excellent and 19.23% of the students found it very good meeting their expectations.

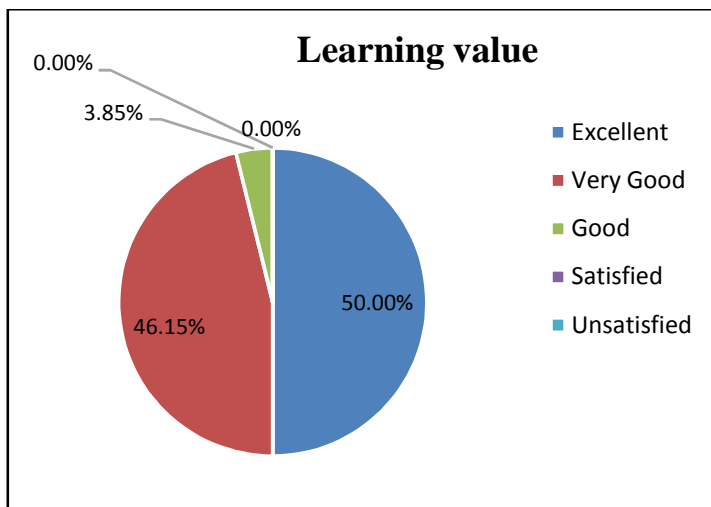


3. Considering the **applicability** of their subject to real life situations, 73.08% of the students commented it excellent while 26.92% opined that they found their subject very good in its applicability in daily life.



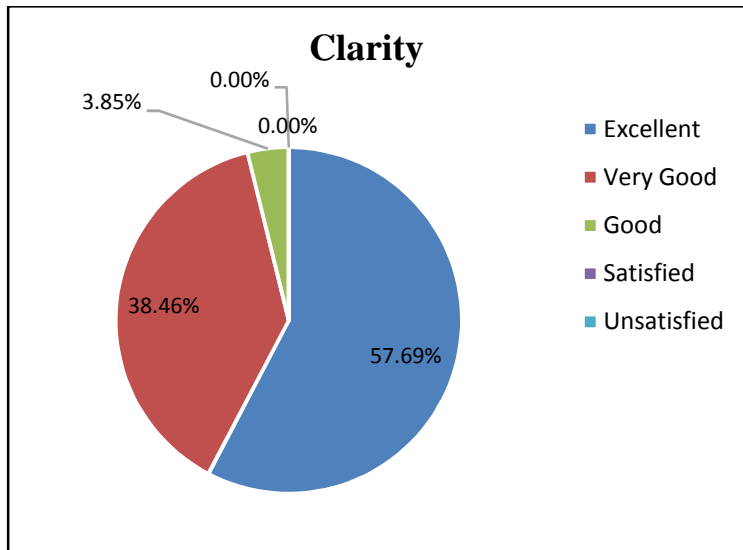
#### 4. Learning value.

50.00% of the students found their text book and learning material excellent and 46.15% are of the opinion that they are very good. Among the students 3.85% found their learning material good.



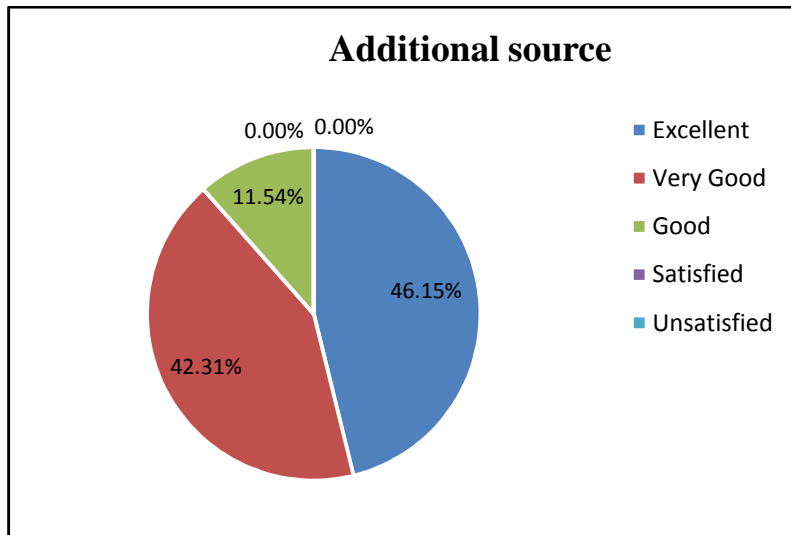
#### 4. Clarity and relevance of textual reading material

50.00% of the students found their text book and learning material excellent and 46.15% are of the opinion that they are very good. Among the students 3.85% found their learning material good.



#### 5. Additional source

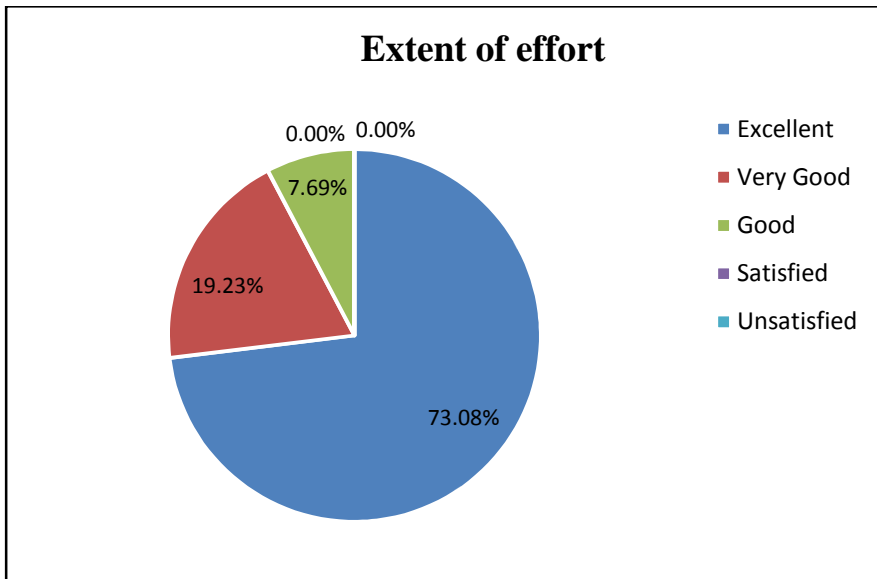
After analyzing the students' opinion, we found out that 46.15% of the students found the additional source excellent in meeting their expectations and 42.31% among them opined it as very good. 11.54% commented them good.



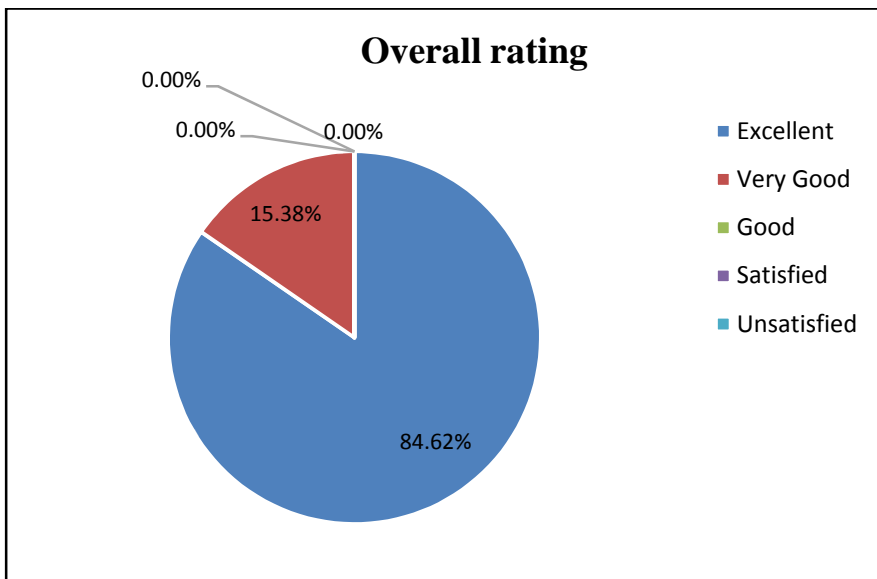
#### 6. Extend of effort required by the students

Most of the students commented that the students need to put ample effort to follow the course syllabus. As per the assessment, 73.08% among them opined that the effort they need to put as excellent and 19.23% suggested they should make a very good effort. 7.69% opined the extent of effort as good.





7. Considering the **overall rating** of the curriculum, most of the students found it very good. 84.62% considered it excellent and 15.38% opined it good.

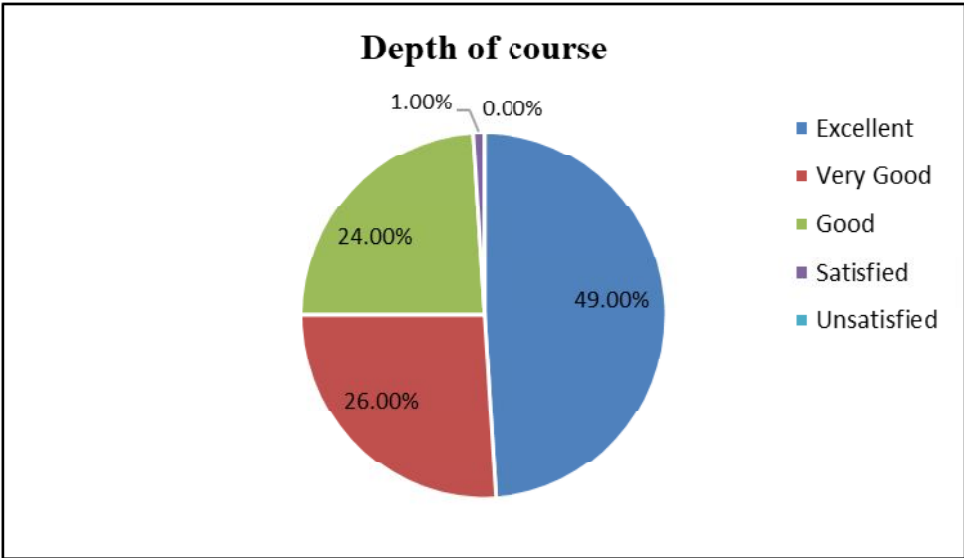


### Suggestions

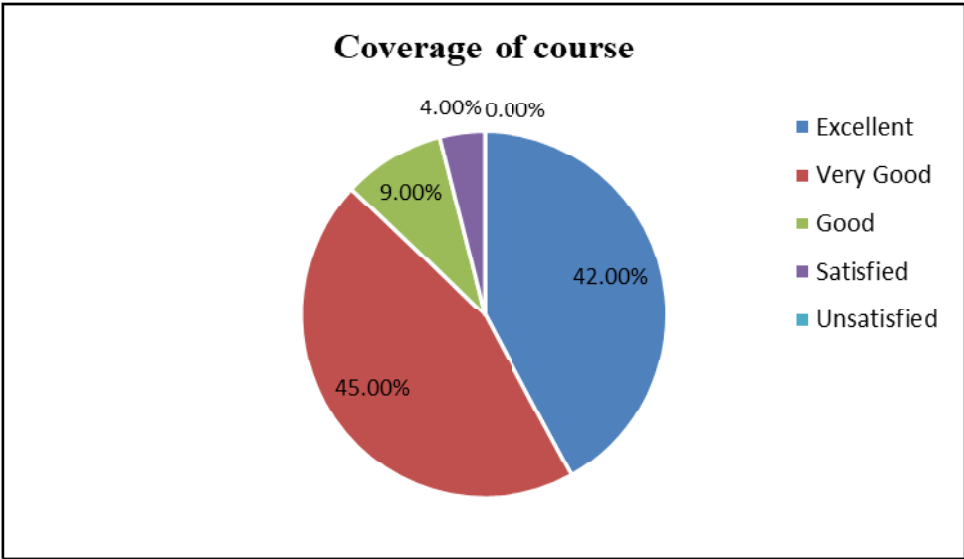
Papers like “Fashion Forecasting” and “Machinery and Equipment” are suggested to be given less emphasis and areas like Indian tradition should be given more stress.

### Department of English

1. The students from the department of English evaluated that the depth of the course is excellent.26% opined that its very good.24% accessed that its good. While one percentage of students are just satisfied with the depth of the course and project work.

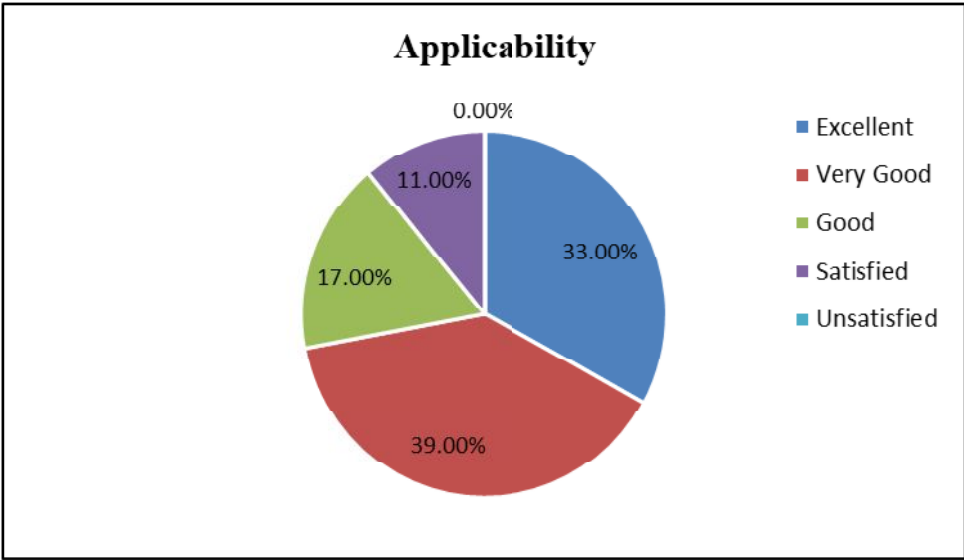


2. While assessing the **extent of coverage of course**, 45% commented it very good and 9% good and 42% excellent. 4% of the students commented that they are just satisfied with the topics covered in the course .



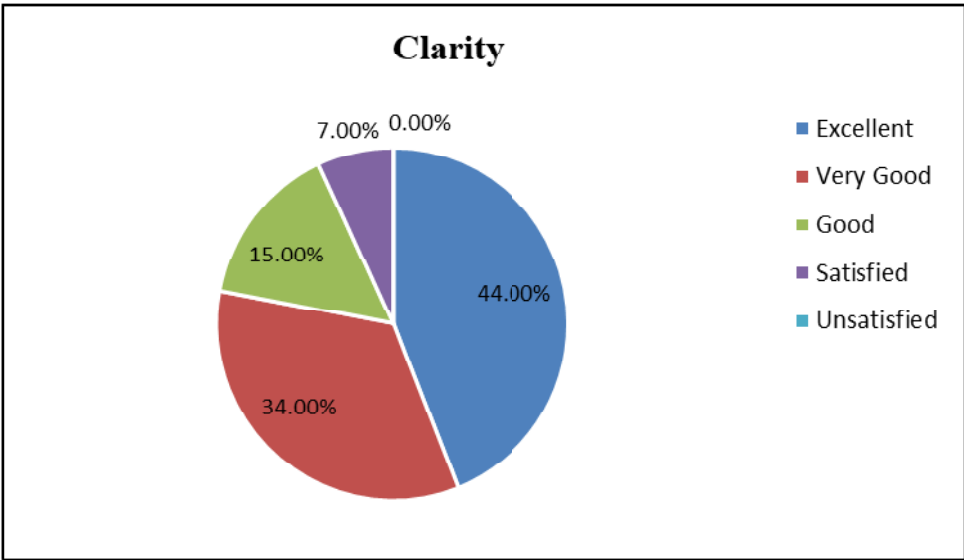
### 3. Applicability/ Relevance to real life situations

Most of the students find that their subject is really applicable and relevant in day to day situations. While 39% commented that it has very good relevance in the real life situations, 17% evaluated this parameter very good and 33% marked it excellent. But surprisingly 11% of the students were not able to link their subject matter to everyday life.



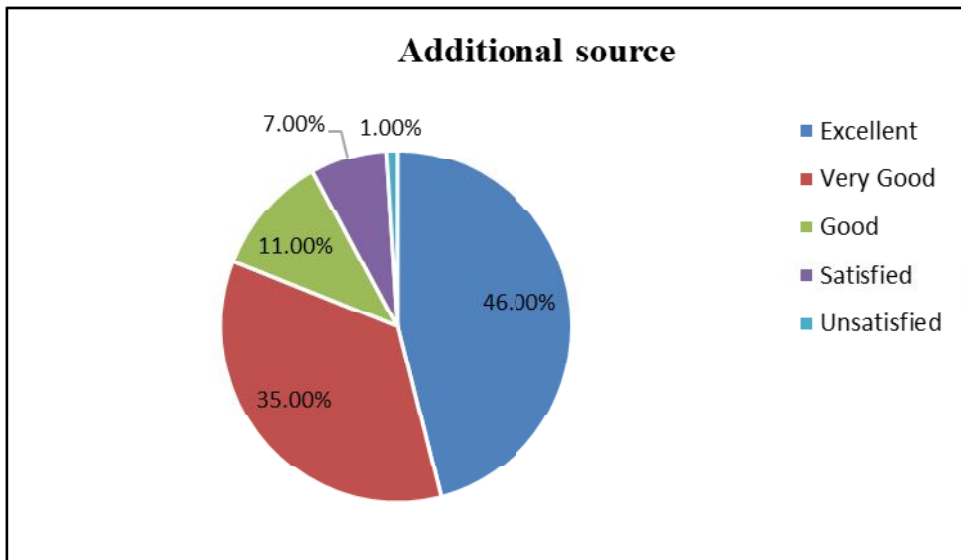
**4. Clarity and relevance of textual reading material**

44% students opinioned that the clarity and relevance of textual reading material as excellent.34% accessed that its very good.15% students evaluated that its good.While a minority of 7%is just satisfied .



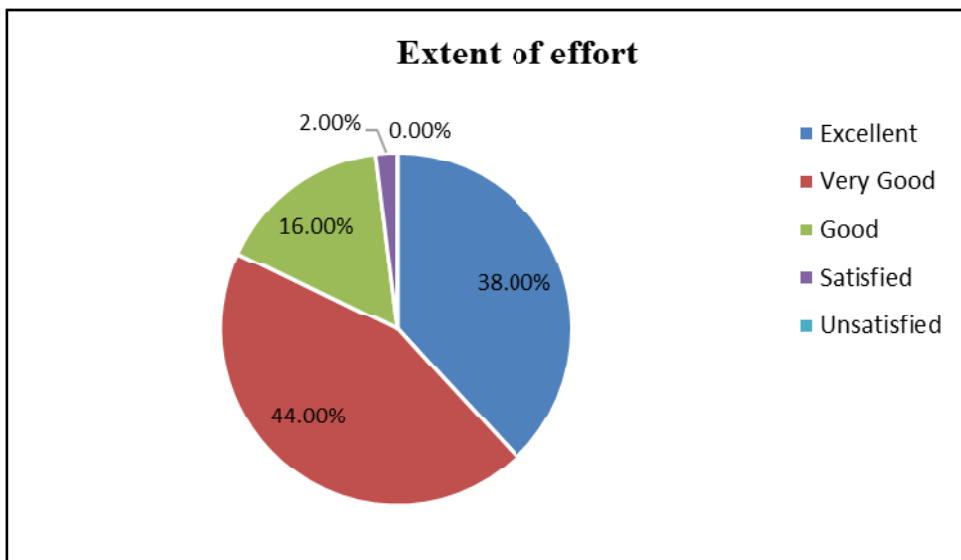
**6. Relevance of additional source material (Library)**

Most of the students are happy with the additional source provided as 46% marked it excellent 35% very good and 11% good. A 7% of the students are just satisfied with the sources offered by the library, 1% are not at all happy with it.



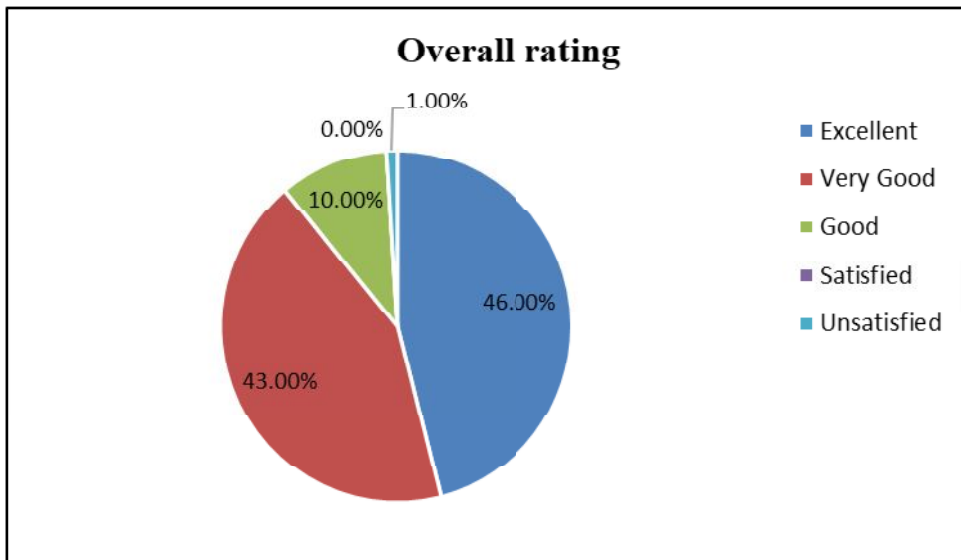
### 7. Extend of effort required by the students

Many of the students marked that the students need to put effort from their part to follow the course contents, and they can link to the textual reading to their day to day life situations. In their opinion 38% students are happy.



### Overall Rating

With regard to the overall rating of the curriculum, most of the students found it very good. 46% considered it excellent and 43% good. While 10% are satisfied with it, 1% found it not at all adequate.



## Suggestions

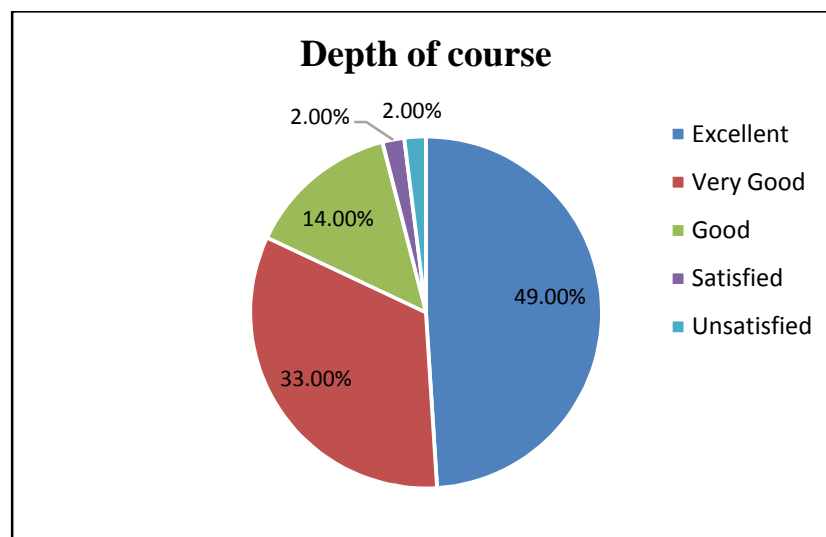
AS in the case of a few other subjects, certain papers like the core paper in the first semester have been found difficult and a reshuffling of topics was suggested. As a result certain topics in the first semester were shifted to the fifth semester and the same process was done in a few other papers also.

## Department of Zoology

### Feedback on Curriculum from students

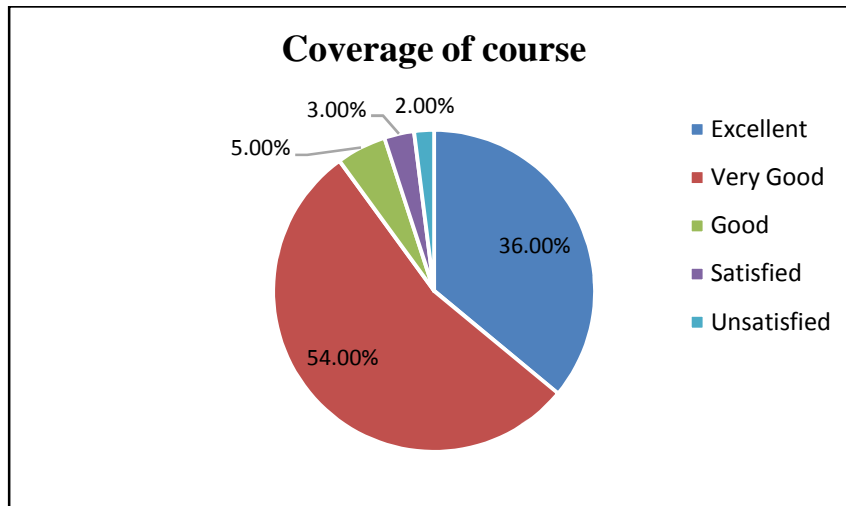
#### 1. Depth of course

After analyzing the feedback collected from the students on their curriculum, we have found out that 49% of the students consider the depth of the course as excellent while 33% opined as very good. 14% of the students commented that the content of the course is good. 2% are just satisfied with the depth of the course while the remaining 2% remained unsatisfied.



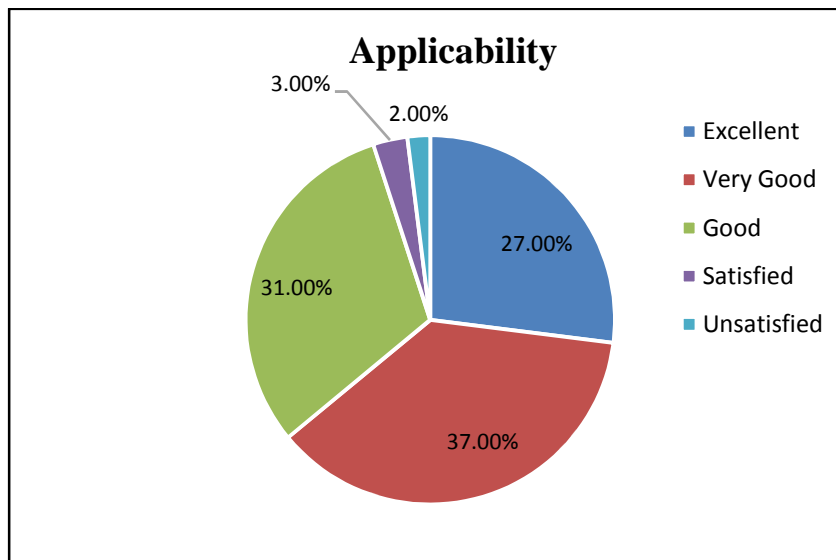
## 2. Coverage of course

From the feedback collected from students about the coverage of their courses 36% of the students commented that the extent of coverage of course is excellent. 54% are of the opinion that the coverage of course is very good while 5% commented it good. 3% are satisfied with the coverage of their course while the remaining 2% are unsatisfied.



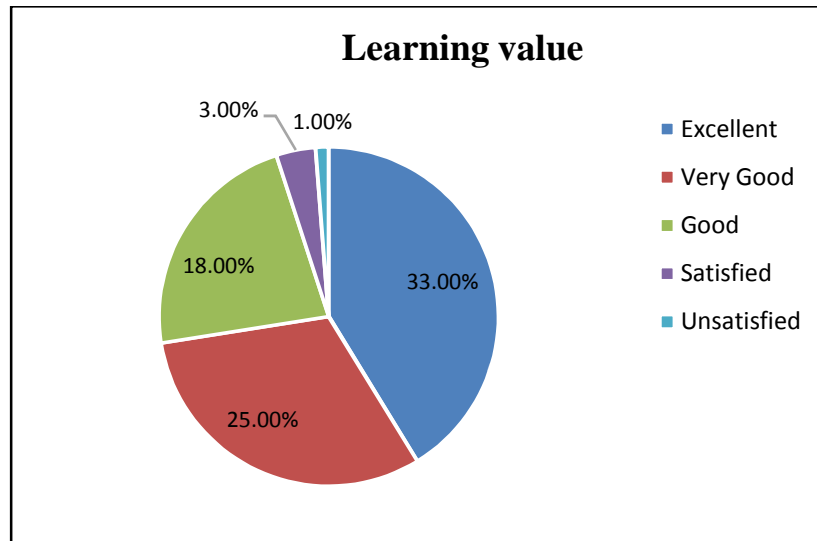
## 3. Applicability

Based on the assessment of the feedback of students regarding the applicability/ relevance of the subject, 27% find that their subject excellent in its applicability while 37% found it very good. Among the students 31% commented the relevance of the subject is good and 3% opined it as satisfactory. 2% of the students couldn't find any relevance or applicability for their subject of study.



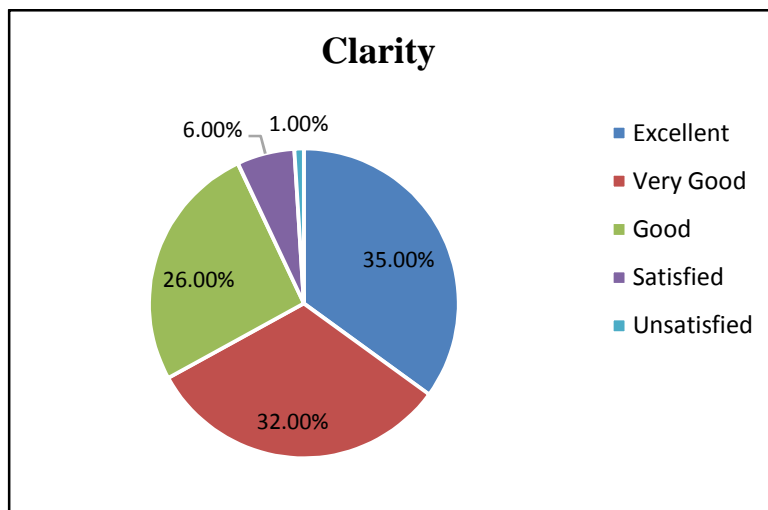
## 4. Learning value

As per the feedback, 33% of the students commented that the learning value of their subject is excellent. 25% are of the opinion that the value is very good. While 18% of the students marked it as good 3% are satisfied with the learning value of their subject matter. 1% did not find any learning value for their subject matter.



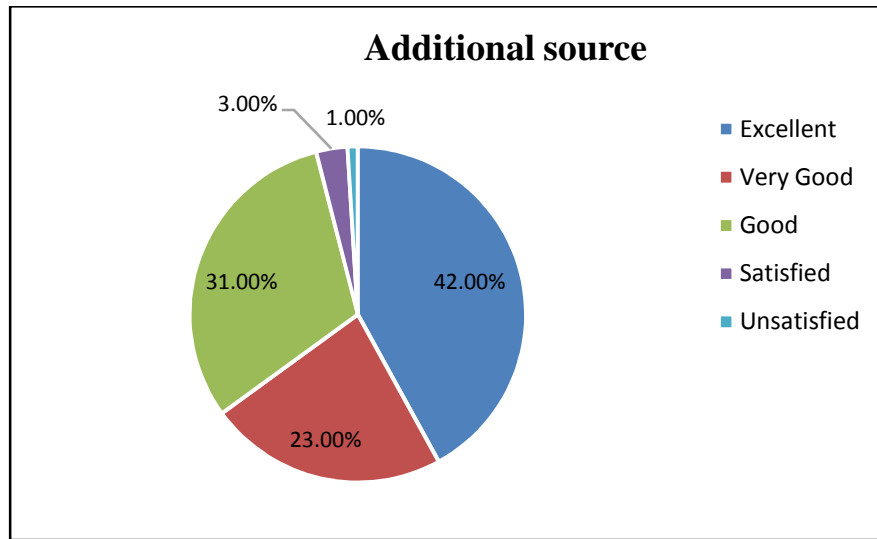
#### 5. Clarity

Based on the analysis conducted, 35% of the students found their text book and learning material excellent while 32% found the resources provided to them very good. 26% are of the opinion that the books and material offered are good while 6% are just satisfied with it. 1% commented that they are not at all satisfied with the textual sources.



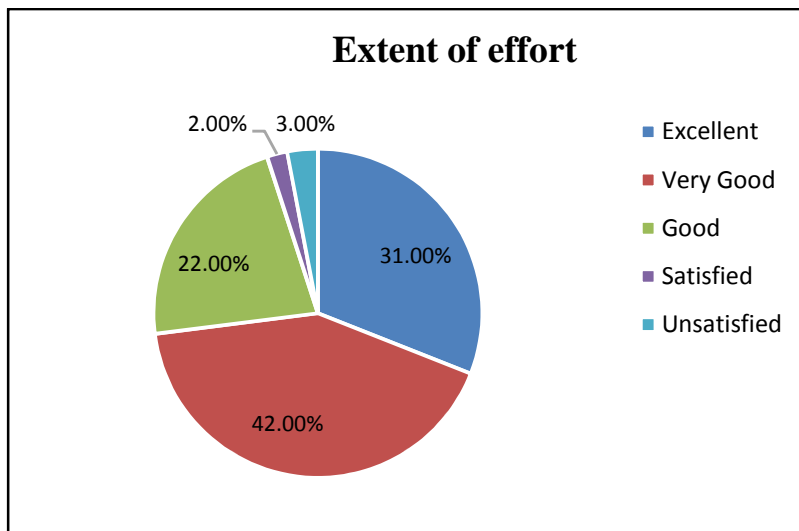
#### 6. Additional source

Based on analysis of the students' opinion, we found out that 42% of the students found the additional source provided for them excellent in meeting their expectations and 23% among them opined it as very good. 31% commented them good while 3% are satisfied with the additional source. The remaining 1% remained unsatisfied.



**7. Extent of effort**

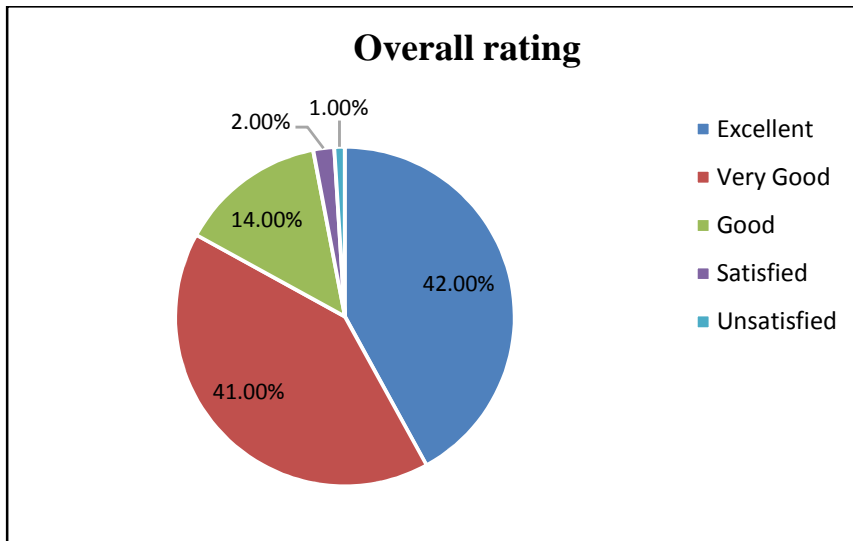
After analysing the feedback collected from the students, 31% of the students commented that the extent of effort of students is found to be excellent. 42% suggested they should make a very good effort. 22% opined the extent of effort as good while 2% found it satisfactory. The remaining 3% are unsatisfied.



**8. Overall rating**

Considering the overall rating of the curriculum as per the feedback collected, 42% of the students found it excellent while 41% opined it as very good.14% considered it good and 2% are satisfied. The remaining 1% is unsatisfied with the existing curriculum.





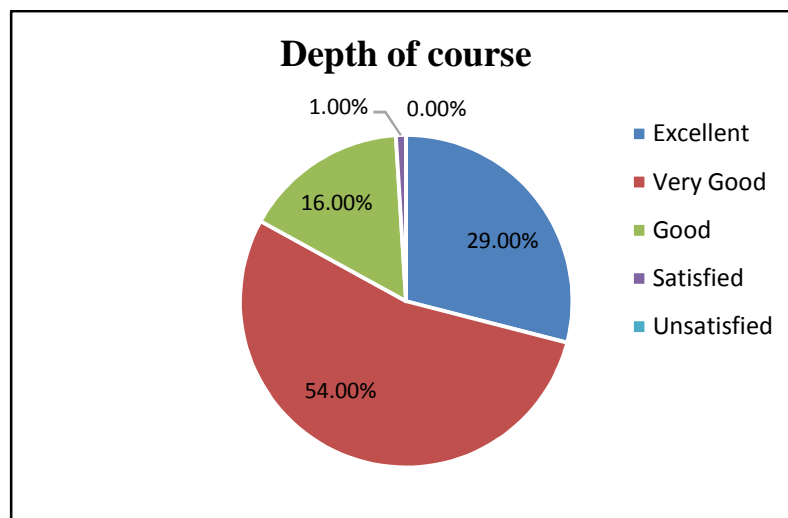
### Suggestions

The papers offered in the first semester were found to be tough for the students who are new to the course. So there was a suggestion to bring a new structure of curriculum, progressing from simple topics to complex ones.

## Department of History

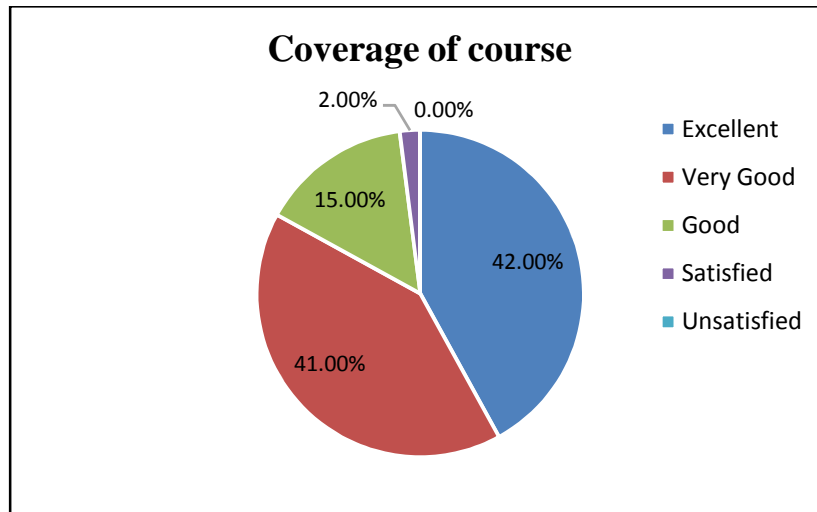
### 1. Depth of course

As per the assessment of the feedback collected from the students on their curriculum, we've reached the conclusion that 29% of the students consider the depth of the course as excellent while 54% are of the opinion that the depth of course is very good. 16% of the students commented that the content of the course is good. 1% said that they are satisfied with the depth of the course.



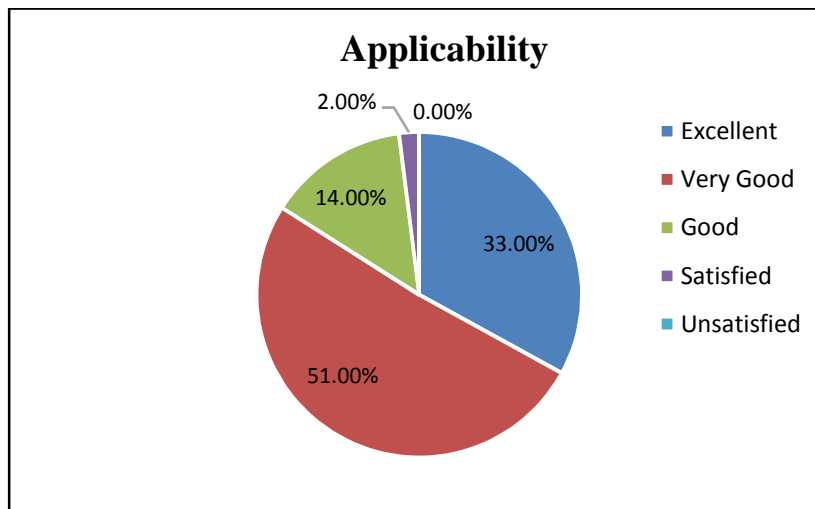
### 2. Coverage of course

After analyzing the feedback collected from students about the coverage of their courses, 42% of the students commented that the extent of coverage of course is excellent. 41% opined that the coverage of course is very good while 15% found it good. 2% are satisfied with the coverage of their course.



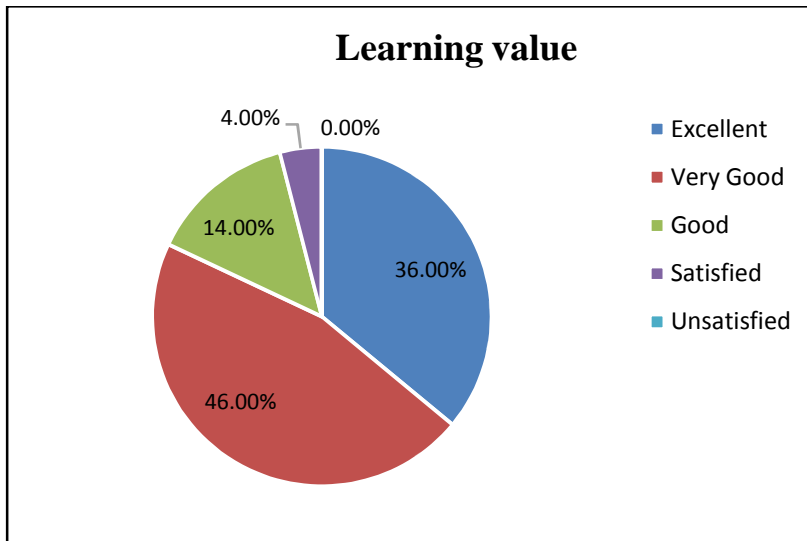
### 3. Applicability

Based on the assessment of the feedback of students regarding the applicability/ relevance of the subject, 33% find that their subject excellent in its applicability while 51% found it very good. Among the students 14% commented the relevance of the subject is good and 2% opined that the relevance and applicability of their subject is just satisfactory.



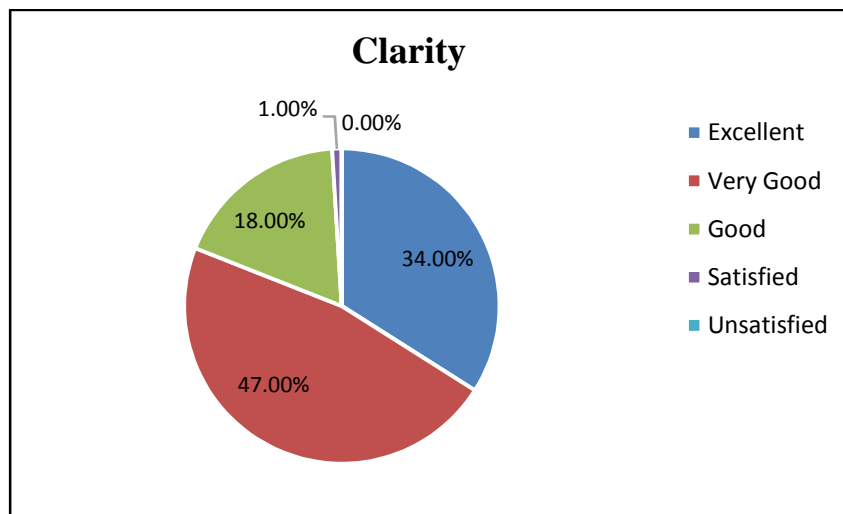
### 4. Learning value

As per the assessment of feedback, 36% of the students commented that the learning value of their subject is excellent. 46% are of the opinion that the value is very good while 14% of the students marked it as good and the remaining 4% are satisfied with the learning value of their subject matter.



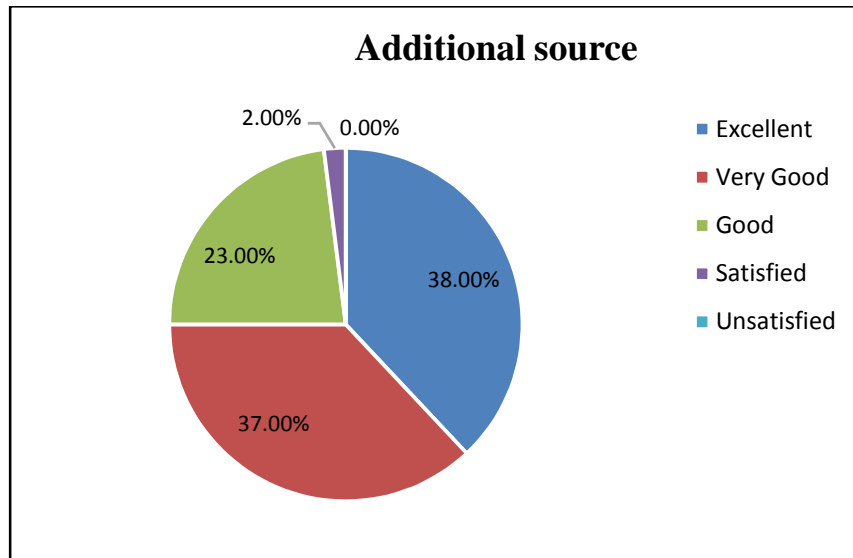
### 5. Clarity

Based on the analysis conducted, 34% of the students found their text book and learning material excellent while 47% found the resources provided to them very good. 18% are of the opinion that clarity of the books and material offered to them are good while 1% are just satisfied with it.



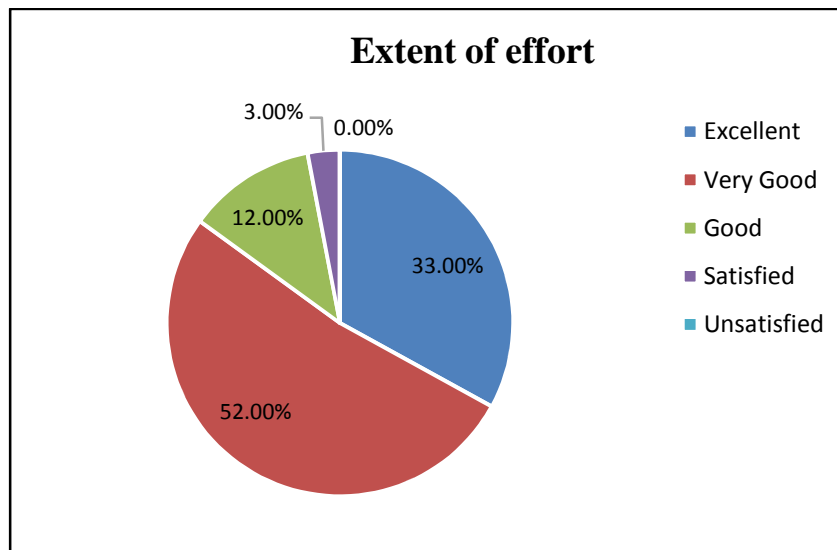
### 6. Additional source

Based on analysis of the students' opinion, we found out that 38% of the students found the additional source provided for them excellent in meeting their expectations and 37% among them opined it as very good. 23% commented them good while 2% are satisfied with the additional source provided.



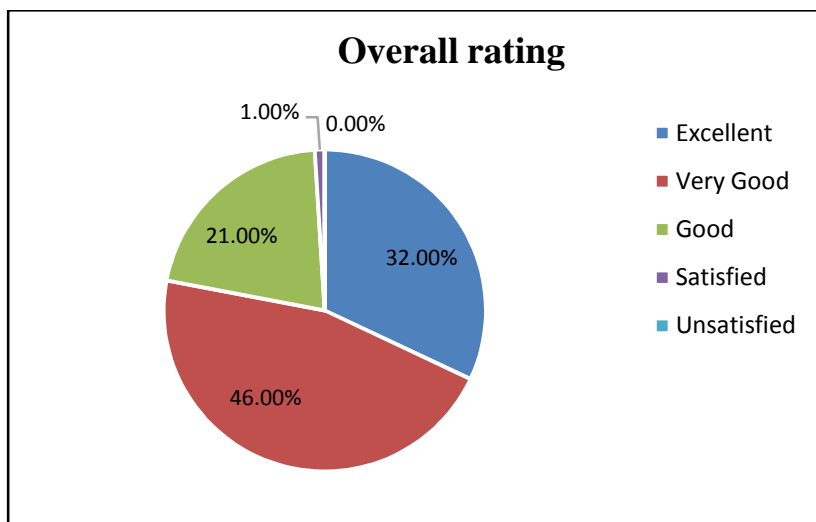
### 7. Extent of effort

After assessment of the feedback collected from the students, 33% of the students opined that the extent of effort of students is found to be excellent. 52% suggested they should make a very good effort. 12% opined the extent of effort is good while 3% found it satisfactory extent of effort.



### 8. Overall rating

Considering the overall rating of the curriculum as per the feedback collected, 32% of the students found it excellent while 46% opined it as very good. 21% considered it good and the remaining 1% is found to be satisfied.



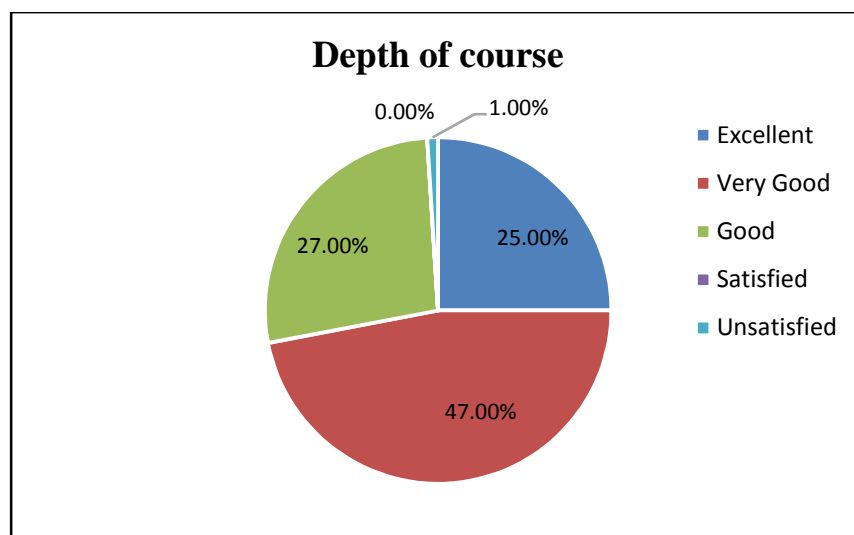
### Suggestions

The syllabus for History has been criticized for not giving importance to recent historical trends like Environmental History or Gender History. Also it is evaluated that it has not addressed topics related to ancient Indian History

### Department of Mathematics

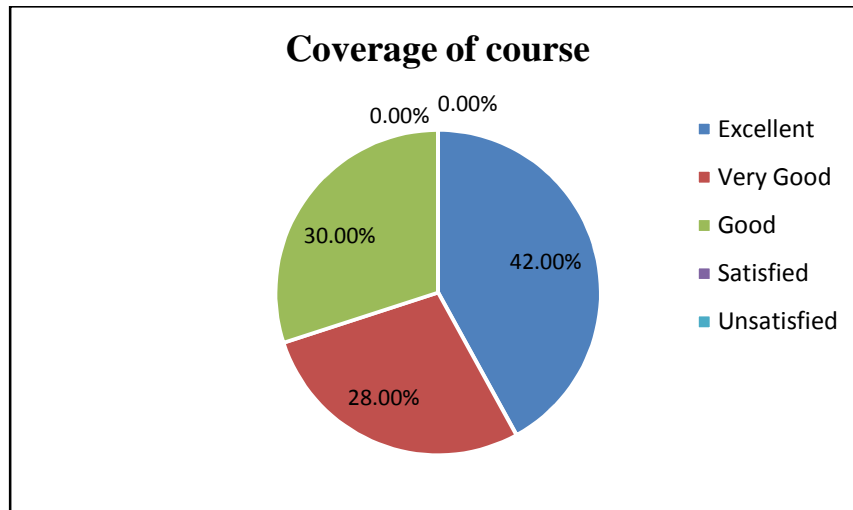
#### 1. Depth of the course

Assessing the feedback collected from the students on their curriculum, following conclusions are made. 25% of the students consider the depth of the course as excellent and 47% opined that the depth of course is very good. 27% of the students commented that the content of the course is good and the 1% are satisfied with the depth of the course.



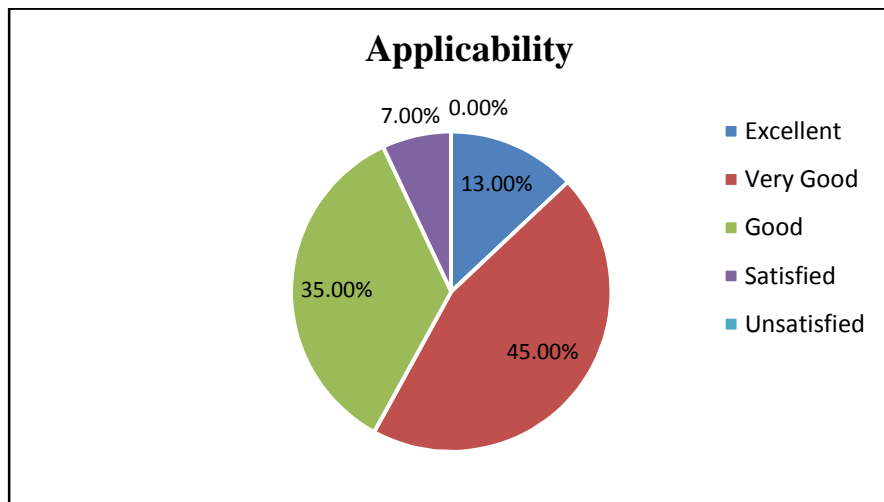
#### 2. Coverage of course

After analyzing the feedback collected from students about the coverage of their courses, 42% of the students commented that the extent of coverage of course is excellent. When 28% commented that the coverage of course is very good, 30% found it good.



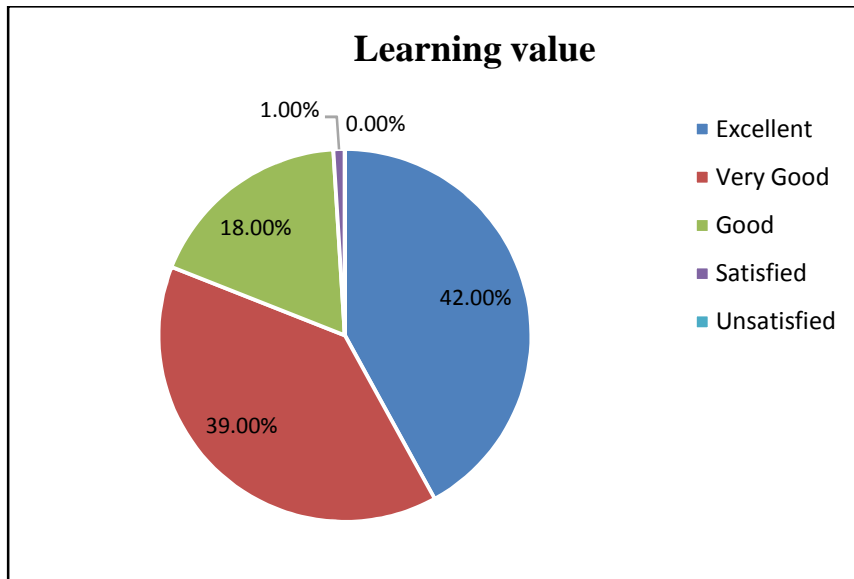
### 3. Applicability

Based on the analysis of the feedback of students regarding the applicability/ relevance of the subject, 13% find that their subject is excellent in its applicability while 45% found it very good. Among the students 35% commented the relevance of the subject is good and 7% opined that the relevance and applicability of their subject is satisfactory.



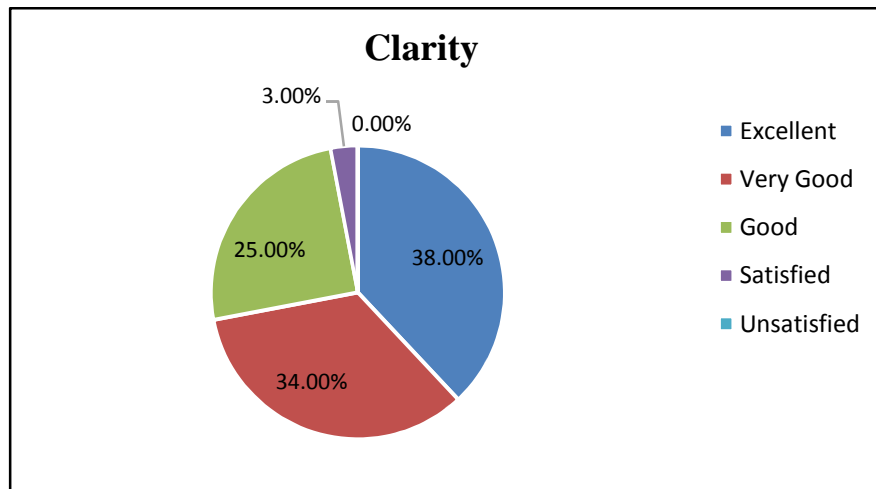
### 4. Learning value

As per the evaluation of feedback, 42% of the students commented that the learning value of their subject is excellent. 39% of the students are of the opinion that the value is very good while 18% of the students marked it as good and the remaining 1% is satisfied with the learning value of their subject matter.



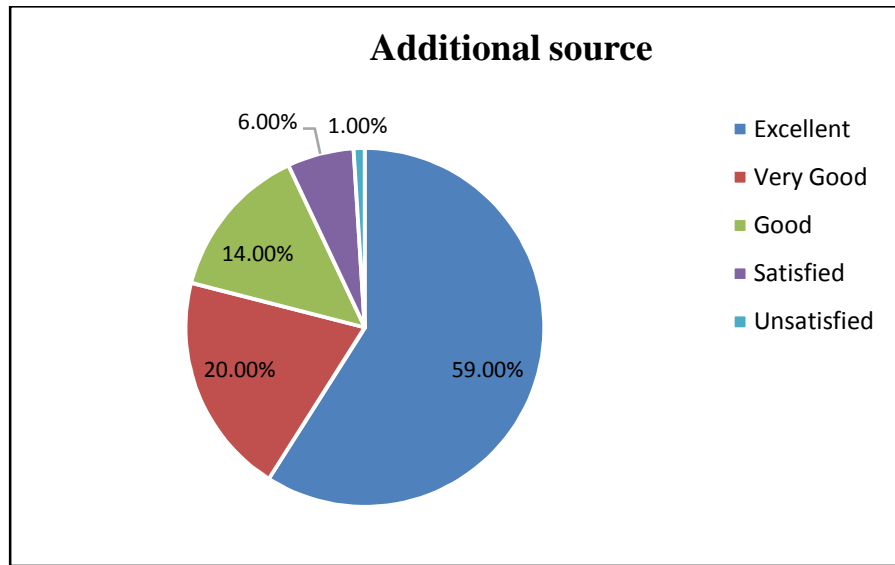
#### 5. Clarity

Based on the analysis conducted, 38% of the students found their text book and learning material with excellent clarity while 34% found the resources provided very good. 25% are of the opinion that clarity of the books and material offered to them are good while 3% are just satisfied with it.



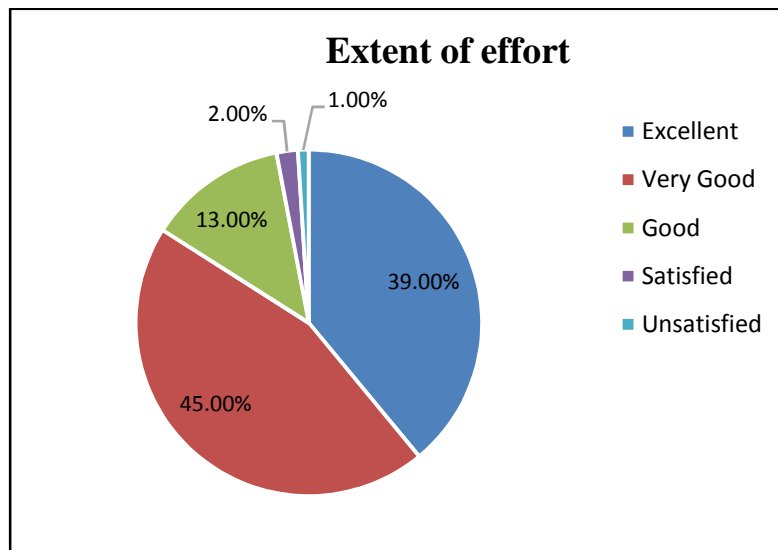
#### 6. Additional source

Evaluating the feedback of the students of it is noted that 59% found the additional source provided for them excellent in meeting their expectations and 20% among them opined it as very good. 14% commented them good while 6% are satisfied with the additional source provided. The remaining 1% is unsatisfied.



#### 7. Extent of effort

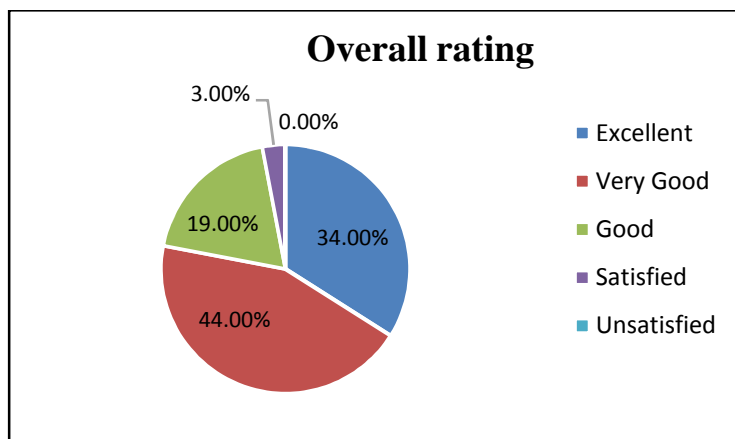
After assessment of the feedback collected from the students, 39% of the students opined that the extent of effort of students is found to be excellent. 45% suggested they should make a very good effort. 13% of the students are of the opinion that the extent of effort is good while 2% found it satisfactory. The remaining 1% is unsatisfied.



#### 8. Overall rating

Evaluating the overall rating of the curriculum as per the feedback collected, 34% of the students found it excellent while 44% opined it as very good. 19% considered it good and the remaining 3% is found to be satisfied.





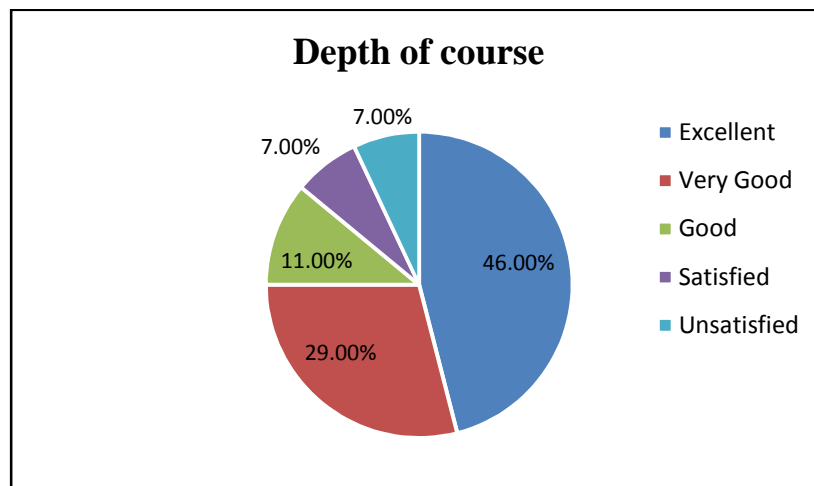
## Suggestions

### Department of Physics

#### Feedback on Curriculum from students

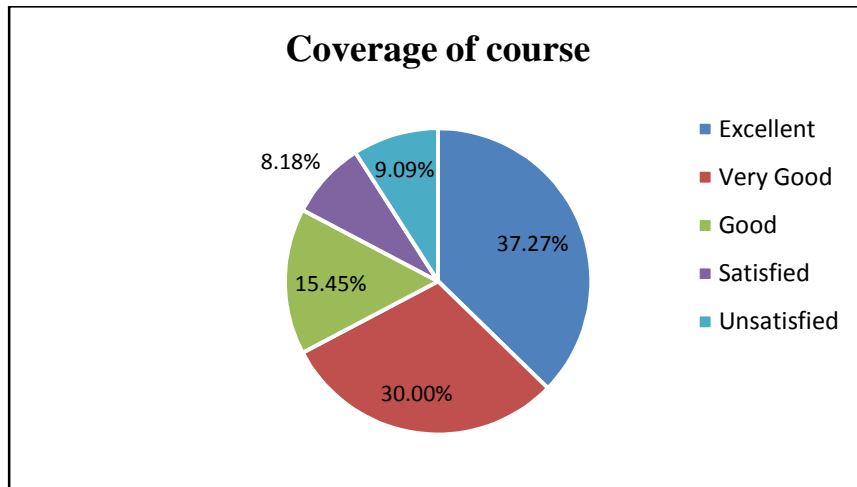
##### 1. Depth of course

After analyzing the feedback collected from the students on their curriculum, a report has been made. As per the report, 46% of the students consider the depth of the course as excellent and 29% opined that the depth of course is very good. When 11% of the students commented that the content of the course is good, 7% are satisfied. The remaining 1% remained unsatisfied with the depth of the course.



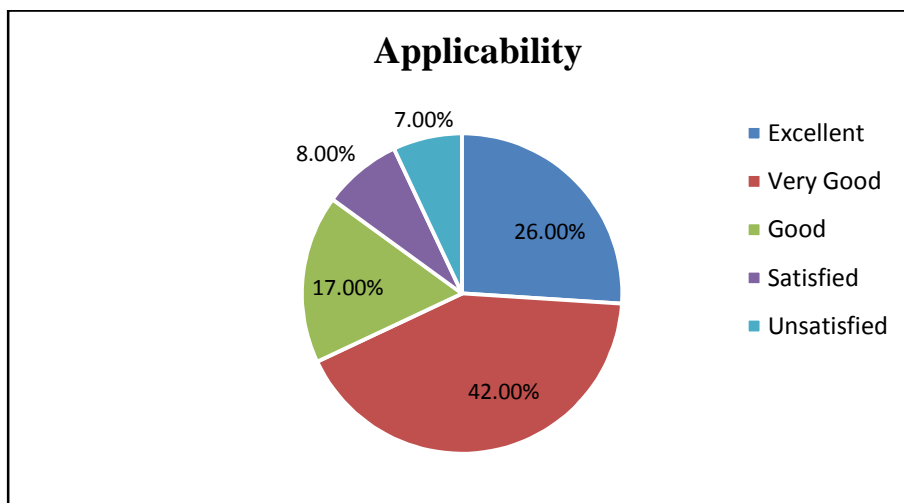
##### 2. Coverage of course

As per the assessment made based on the feedback collected from students about the coverage of their courses, it is found out that 37.27% of the students are of the opinion that the extent of coverage of course is excellent. When 30% commented that the coverage of course is very good, 15.45% found it good. 8.18% are satisfied and 9.09% are unsatisfied.



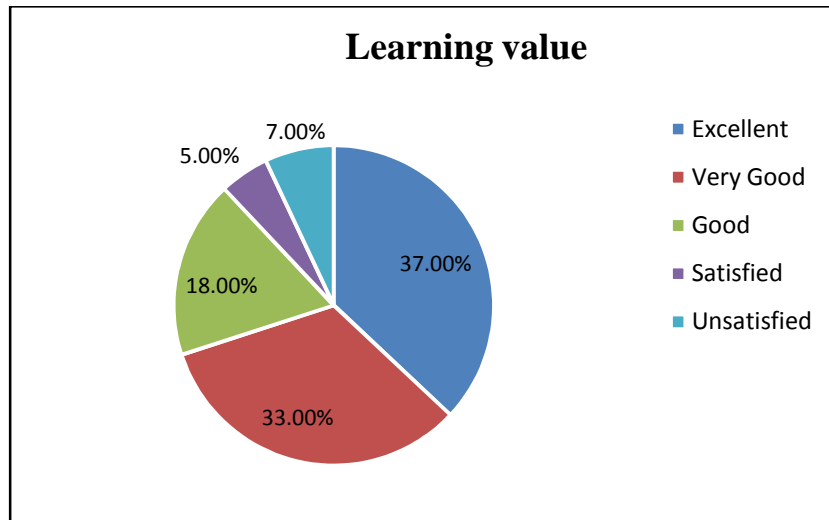
### 3. Applicability

Based on the analysis of the feedback of students regarding the applicability/ relevance of the subject, 26% find that their subject is excellent in its applicability while 42% found it very good. Among the students 17% commented the relevance of the subject is good and 8% opined that the relevance and applicability of their subject is satisfactory. 7% marked themselves unsatisfied.



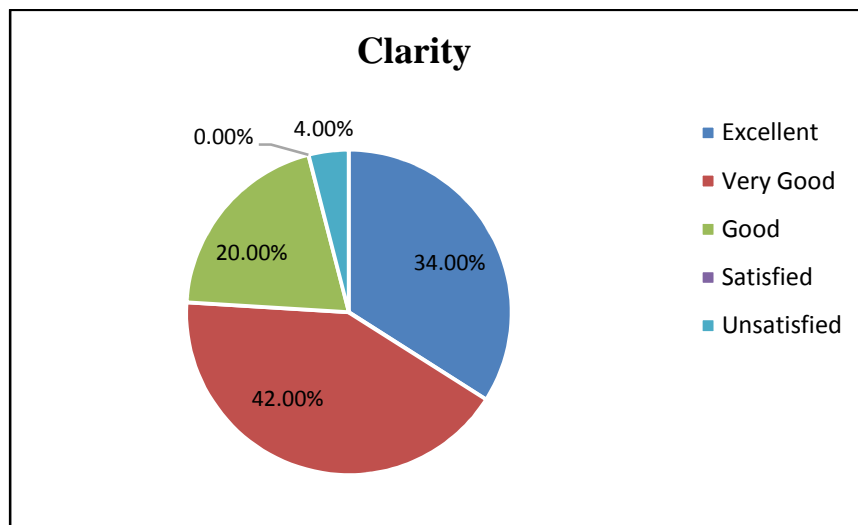
### 4. Learning value

After evaluating the feedback, it is found out that 37% of the students commented that the learning value of their subject is excellent. 33% are of the opinion that the value is very good while 18% of the students marked it as good and 5% are satisfied with the learning value of their subject matter. 7% remained unsatisfied.



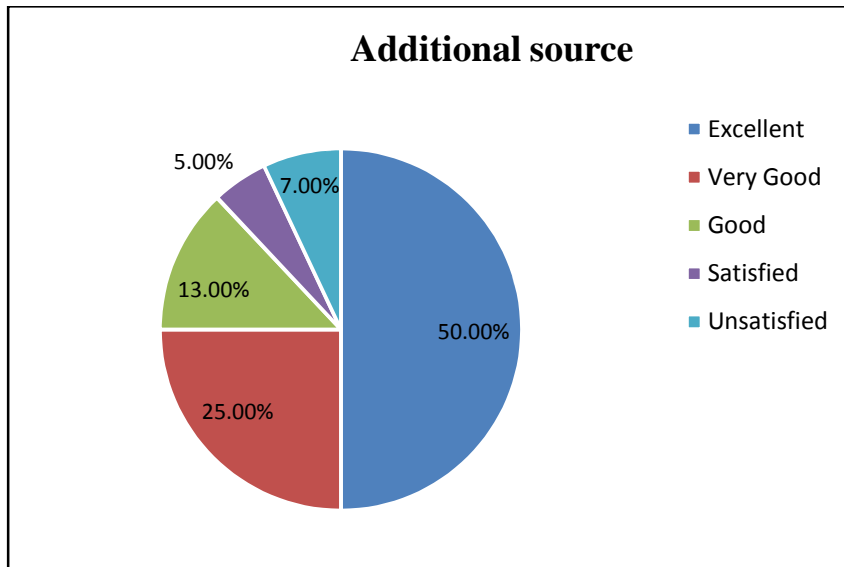
#### 5. Clarity

Based on the analysis conducted, 34% of the students found their text book and learning material excellent while 42% found the resources provided very good. 20% are of the opinion that clarity of the books and material offered to them are good while 4% are unsatisfied with it.



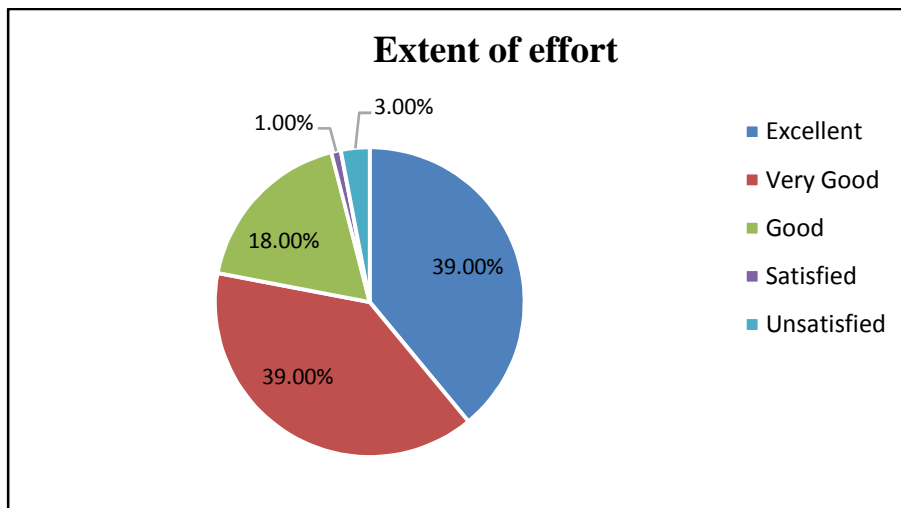
#### 6. Additional source

Evaluating the feedback of the students of it is noted that 50% found the additional source provided for them excellent in meeting their expectations and 25% among them opined it as very good. 13% commented them good while 5% are satisfied with the additional source provided. The remaining 7% are unsatisfied.



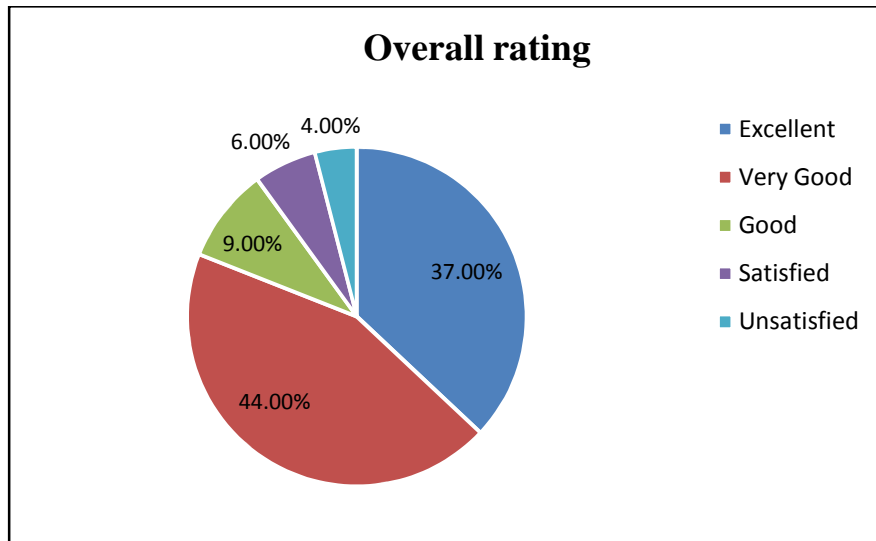
#### 7. Extent of effort

As per the assessment of the feedback collected from the students, 39% of the students opined that the extent of effort of students is found to be excellent. 39% suggested they should make a very good effort. 18% of the students are of the opinion that the extent of effort is good while 1% found it satisfactory. The remaining 3% are unsatisfied.



#### 8. Overall rating

Evaluating the overall rating of the curriculum as per the feedback collected from students, 37% of the students found it excellent while 44% opined it as very good. 9% considered it good. While 6% found the curriculum to be satisfied the remaining 4% are unsatisfied.



### Suggestions

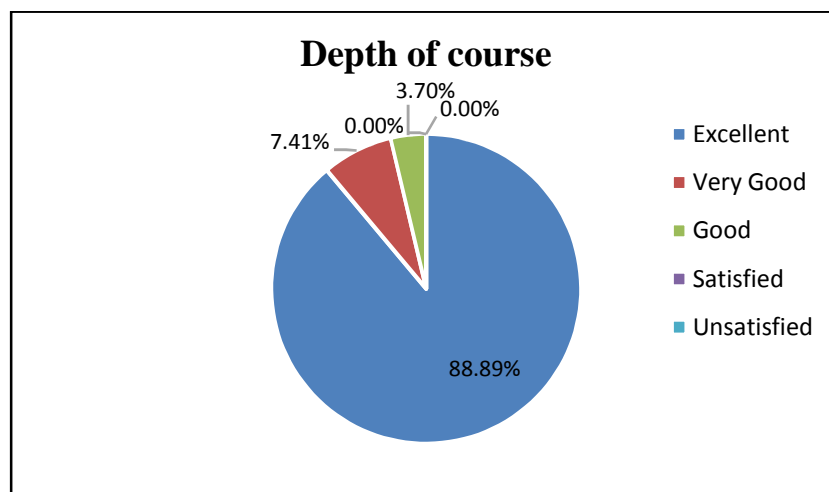
The syllabus is criticized for being more theoretical. Requests are made for giving more emphasis to applicability.

## Department of Sports Nutrition

### Feedback on Curriculum from students

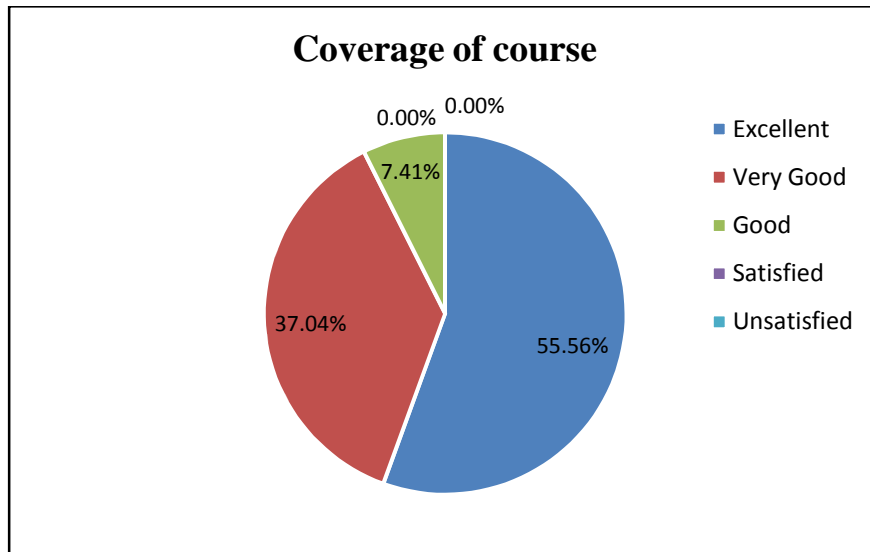
#### 1. Depth of course

When the analysis of the feedback collected from the students on their curriculum, was done, we've made a report. As per that 88.89% of the students consider the depth of the course as excellent and 7.41% opined that the depth of course is very good. 3.70% of the students commented that the content of the course is good.



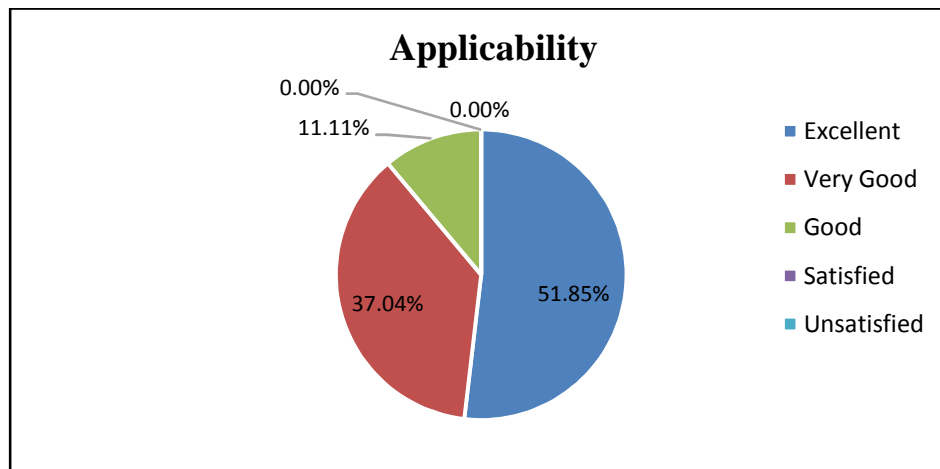
#### 2. Coverage of course

As per the analysis of the feedback collected from students about the coverage of their courses, 55.56% of the students commented that the extent of coverage of course is excellent. When 37.04% commented that the coverage of course is very good, 7.41% found it good.



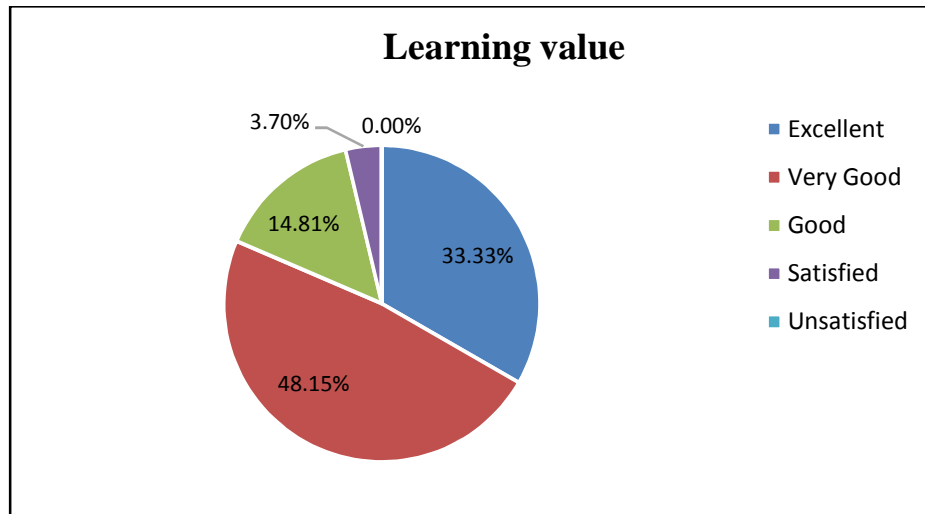
### 3. Applicability

After evaluating the feedback of students regarding the applicability/ relevance of the subject, 51.85% find that their subject is excellent in its applicability while 37.04% found it very good. Among the students 11% commented the relevance and applicability of their subject is good.



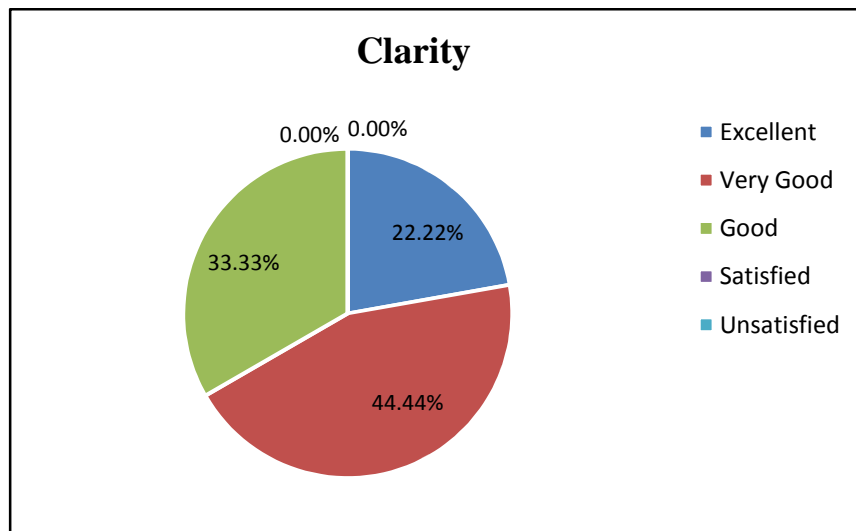
### 4. Learning value

As per the evaluation of feedback collected from students, 33.33% of the students commented that the learning value of their subject is excellent. 48.15% of the students are of the opinion that the value is very good while 14.81% of the students marked it as good and the remaining 3.70% are satisfied with the learning value of their subject matter.



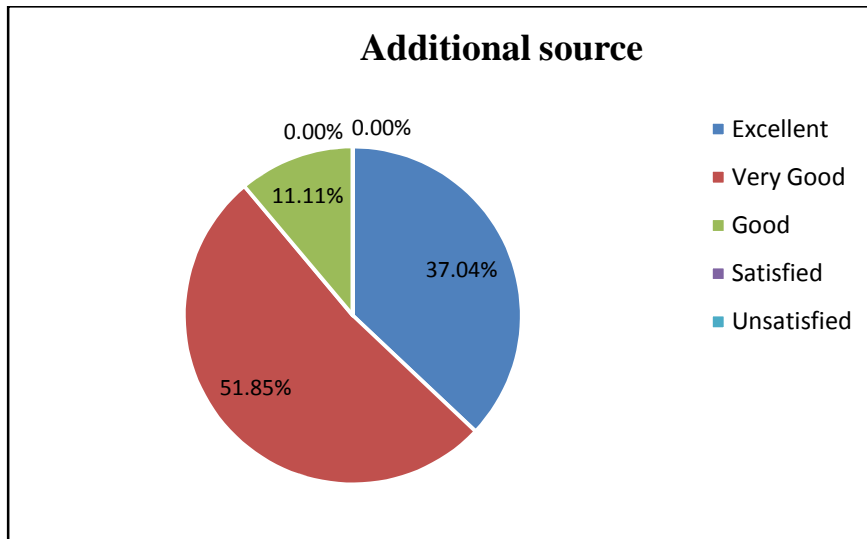
#### 5. Clarity

Based on the analysis conducted, 22.22% of the students found their text book and learning material with excellent transparency while 44.44% found the resources provided very good. 33.33% are of the view that clarity of the books and material offered to them are good.



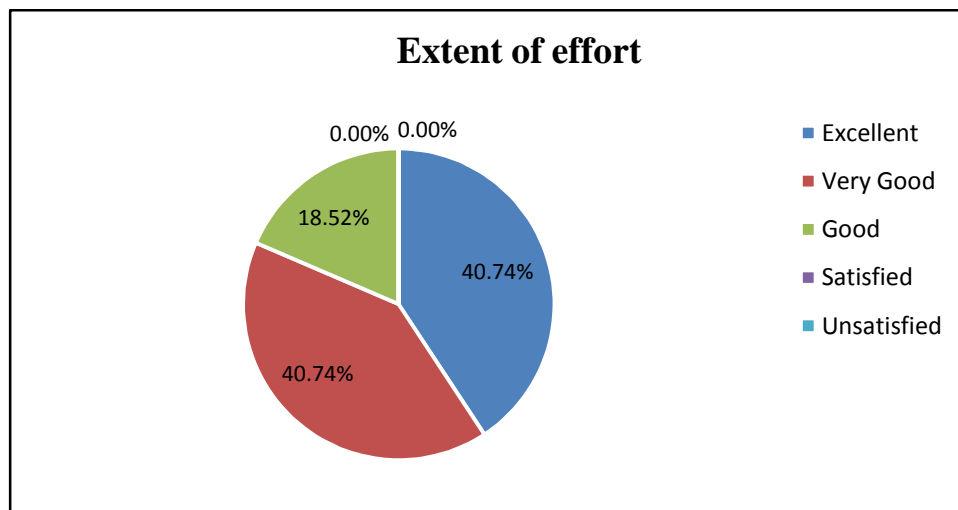
#### 6. Additional source

After evaluating the feedback of the students it is noted that 37.04% found the additional source provided for them excellent in meeting their expectations and 51.85% among them opined it as very good. 11.11% commented the additional source provided as good.



### 7. Extent of effort

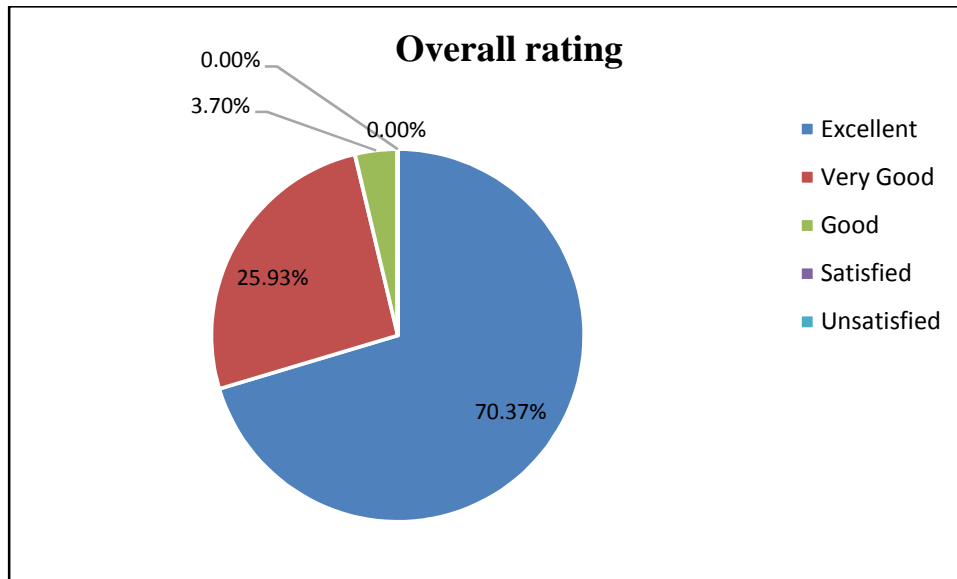
After assessment of the feedback collected from the students, 40.74% of the students opined that the extent of effort of students is found to be excellent. 40.74% suggested that they should make a very good effort. 18.52% of the students are of the opinion that the extent of effort is good.



### 8. Overall rating

Evaluating the overall rating of the curriculum as per the feedback collected from the students we've reached a conclusion that 70.37% of the students found it excellent while 25.93% opined it as very good. The remaining 3.70% considered the curriculum good.





### Suggestions

The course has been analysed positively by the students. A few papers like Medical Instrumentation and Value Based Physiotherapy are said to be given undue importance. Instead of that papers that have nutrition base has been suggested to include.